

LALIZAS 
Simply life saving

2016

LA70180  0098-14

LA70180  0098-14

LA70180  0098-14

LA70180  0098-14

LALIZAS

Simply life saving

PRODUCTION



QUALITY





CONSISTENCY



AFTER SALES SUPPORT



new

New Products



Kappa Inflatable Lifejacket Auto 190N, ISO 12402-3, with double crotch



Theta Inflatable Lifejacket Auto 290N, ISO 12402-3, with spray hood and double crotch



Sigma Inflatable Lifejacket Auto, Adult, 170N, ISO 12402-3, with D-ring & clip crotch strap, without harness



Sigma Work Vest, Auto Adult.170N,ISO 12402-3, orange durable PVC fabric cover, without harness



LALIZAS Inflatable Lifejacket Advance Lamda Auto 330N, SOLAS, with or without spray hood & crotch strap



Fit & Float Buoyancy Aid, 50N, ISO 12402-5, red




Encapsulated Life Buoy Rescue line, 30m



Set Lifebuoy Ring SOLAS 75cm, Lifebuoy Light 71325, 30m rope, case gray



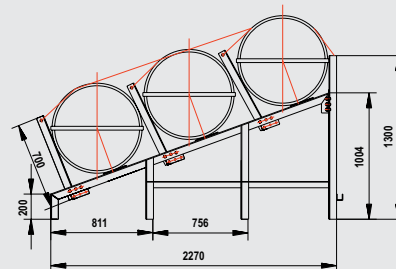
Set Horseshoe Lifebuoy 'Quick RD' orange, Lifebuoy Light 71325, 30m rope, case gray



Radar reflector, Tube type



STELLA Lifebuoy LED Light SOLAS



Cradle for SOLAS OCEANO, 3-tier, 6-25(A), 6-35(B)

new

New Products



LALIZAS Liferaft
SOLAS OCEANO,
Davit-Launched



LALIZAS Liferaft
SOLAS OCEANO,
Open Reversible Type



LALIZAS LEISURE-RAFT,
with canopy



LALIZAS LEISURE-RAFT,
without canopy

**CLASSIC
LED**



CLASSIC LED
Navigation Lights

LED KITS

Inflatable Lifejackets	4-13
ISO Foam Lifejackets	14-20
SOLAS Foam Lifejackets	21-22
Immersion Suits	23-24
MOB Systems	25-35
SOLAS Lights	36-38
Liferafts	39-48
Breathing Apparatus & Fire Fighting Equipments	49-50
IMO Signs	51-52
Navigation Lights	53-69



ISO Inflatable Lifejackets

ADVISOR

The Regulations

Gas Inflation Lifejackets are divided into the categories of 150 and 275 Newtons, depending on the buoyancy they offer. Lalizas gas inflation lifejackets are approved according to ISO 12402-2 standard for the 275 Newton category & ISO 12402-3 standard for the 150 Newton category. The ISO 12402- 2 & 3 standards set the minimum buoyancy that a lifejacket should have according to the size of the user. For example, a 150 Nt inflatable lifejacket, designed for an adult of approximately 70kg, should offer at least 150Newtons buoyancy.

Lalizas products have been tested for their behaviour in the water, their endurance and for many more parameters, as required by the regulations. In the case of the automatic jacket, the tests which are required by the regulations are numerous and stringent. Gas Inflation Lifejackets, with 150 & 275 Newton buoyancy, are designed and tested so that, in the event you lose consciousness and faced down in the water, they will turn your face up within 5 seconds and keep the mouth freeboard no less than 10 & 12 cm respectively above the water surface.

This type of product must have the CE certification, as it is included in the Personal Protective Equipment (PPE) Directive (89/686/EC) of the European Union. According to this Directive, it is forbidden to manufacture, distribute to vending points and sell products that do not have the CE certification and have not passed all the required procedures for their approval. In most cases, the products available in the market meet the required specifications. Nevertheless, there is the possibility that unsuitable or non certified products are also available. Thus, it is imperative that the end user is always informed and pays attention to the products available in each store.

Instructions of Use

Donning: Gas inflation Lifejackets are worn in the same way as conventional lifejackets. They fasten at the front with a durable, inox buckle. The models with a safety harness can be combined with a safety line.

Function: Depending on the type of mechanism available in each lifejacket, there are three ways to operate it.

- Automatic Inflation: The automatic device contains a special paper, which dissolves when it comes in contact with water and releases a compressed spring. After a series of mechanical actions, the CO₂ gas cylinder is pierced and the lifejacket is inflated. The automatic inflation device also allows for manual activation, which is operated as described below.

- Manual Inflation: The manual device is operated by pulling the cord downwards. The CO₂ gas cylinder is pierced and the lifejacket is inflated.

- Oral tube: All gas inflation lifejackets have also an oral tube as a back up or just to top up the lifejacket. In case the manual or automatic device does not operate (e.g. the cylinder has already been used and not replaced) then you can inflate the lifejacket by blowing into the oral tube. Although it may seem difficult, relevant tests have shown that this can be done in just one minute.

Service / Replacement

Service: Lalizas recommends that once a year your gas inflation lifejackets should be inspected at the Lalizas Service station. As with all Lalizas products, gas inflation lifejackets are constructed to endure harsh conditions. Nevertheless, should any of the following occurs for any reason, e.g. improper use, you should contact the Lalizas Service Station as soon as possible:

- Signs of corrosion on the CO₂ gas cylinder
- The device and/or the oral tube appear to have cracks
- Tears in the fabric or the seams
- Colour change
- The spare parts' expiry date has passed

Replacement:

In the event of your life-jacket firing for any reason - you can purchase any required spare parts from store selling stocking Lalizas products. When all green indicators are present in the manual or automatic system of the lifejacket (page 8) there is no need to replace any of the parts. In all other cases, where there is a red indicator, as shown in page 8, you should replace any relevant parts.

If you follow all instructions correctly and have your lifejacket inspected once a year by a Lalizas Service station, you will ensure its longevity and proper operation at time of an emergency.

new

Introducing our best inflatable life jacket yet

Ergonomics
Cutting edge design
High quality
Simply life saving



Quick burst zipper & automatic activation of inflator



Indicator window for easy checking of the inflator status



Soft neoprene fabric at neck and chest areas



Quick adjusting & easy fit



Soft D-Ring & Safety knife pocket



Twin crotch-straps and lifting loops



Kappa^{190N}
Inflatable Lifejacket Auto 190N, ISO 12402-3, with double crotch

- Increased buoyancy 190Nt (approved to ISO 150N)

Code	72194	72195
Adult	•	•
Automatic Gas	LALIZAS JS1	HAMMAR MA1



Theta^{290N}
Inflatable Lifejacket Auto 290N, ISO 12402-2, with spray hood and double crotch

- Increased buoyancy 290Nt (approved to ISO 275N)
 - Sprayhood as standard
 - Built in inflatable chin to support neck

Code	72196	72197
Adult	•	•
Automatic Gas	LALIZAS JS1	HAMMAR MA1

Ypsilon Inflatable Life Jacket 165N, ISO 12402-3 with automatic inflator Lalizas JS1

The Ypsilon life jacket is an ergonomic life jacket offered with soft neoprene neck and it's available with automatic inflator. It features one chamber which can be inflated via Lalizas auto operation head (20260, certified per ISO 12402-7) and bear oral inflation tube incorporating Lalizas valves (20610, certified per ISO 12402-7). The inflatable bladder, which is manufactured from High Visibility Yellow fabric, is folded into a valise with Velcro closure and is also equipped with Lalizas retro reflective tapes (70180) and whistle (70010, certified per ISO 12402-7 & 8). The transparent area allows the user to check the operating head function. They are provided with lifting loop and heavy duty D-ring.



Code.....71725

LALIZAS JS1



Epsilon Inflatable Life Jacket 165N, ISO 12402-3 with HAMMAR MA1 inflator

The Epsilon life jacket provides optimal protection whilst allowing maximum freedom of movement and comfort with high performance. It features a soft neoprene fabric for the neck and one chamber which can be inflated via MA1 Hydrostatic Inflator for life jacket auto operation head and bear oral inflation tube incorporating Lalizas valves (20610, certified per ISO 12402-7). The gas cylinder is located inside the Lifejacket bladder, for maximum protection against corrosion and reduced snagging hazard. Its unique hydrostatic valve protects the water sensitive element, so there is no activation in rain, spray, splash and humidity. Additionally there is no service requirement of the inflator for 5 years. They are provided with lifting loop and heavy duty D-ring.

Code.....71724

HAMMAR MA1



Sigma Inflatable Lifejackets 170N, CE ISO 12402-3

The Sigma lifejacket is an economic lifejacket available in auto and manual version. The ultra lightweight design makes Sigma comfortable to wear and its webbing system makes it a user-friendly lifejacket. According to each code, they feature one chamber which can be inflated via Lalizas manual operating head (20220, certified per ISO 12402-7) or via Lalizas auto operation head (20260, certified per ISO 12402-7) and bear oral inflation tube incorporating Lalizas valves (20610, certified per ISO 12402-7). The inflatable bladder, which is made of High Visibility Yellow fabric, is folded into a nylon red valise with Velcro closure and it is also equipped with Lalizas retro reflective tapes (70180) and whistle (70010, certified per ISO 12402-7 & 8). They are provided with lifting loop and heavy duty D-ring for easier rescue.



Code	71094	71096	71097
Adult	•	•	•
Automatic Gas	•	•	
Manual Gas			•
With Harness	•		



- Sigma Lifejackets feature the following characteristics:**
- CE ISO 12402-3 approval
 - CE ISO 12401 approval on all integral black harnesses
 - Ultra reliable firing mechanism
 - Compatible with all major suppliers CO₂ bottles (Thread 1/2")
 - Auto heads designed not to fire in heavy weather
 - Easy re-packing
 - Economical re-arming kits
 - 170 Newtons of buoyancy when fully inflated
 - Maintain the correct flotation position in the water (face-up)
 - Fully adjustable straps
 - Heavy-Duty, Stainless D-Rings for attachment of a safety line

new

Sigma Inflatable Lifejacket Auto, Adult, 170N, ISO 12402-3, with D-ring & clip crotch strap, without harness
Code.....72081

Sigma Work Vest, Auto Adult.170N,ISO 12402-3, orange durable PVC fabric cover, without harness
Code.....72154

ISO Inflatable Lifejackets

Alpha Inflatable Lifejackets 170N, CE ISO 12402 – 3

The Alpha gas inflation lifejacket has been designed to offer affordable safety for all. Its compact design, low weight, high quality construction is directly attributable to our class leading Omega lifejacket. The Alpha lifejacket offers a more rationalised design for the coastal and inshore yachtsmen. According to each code, they feature one chamber which can be inflated via Lalizas manual operating head (20220, certified per ISO 12402-7) or via Lalizas auto operation head (20260, certified per ISO 12402-7) and bear oral inflation tube incorporating Lalizas valves (20610, certified per ISO 12402-7). The inflatable bladder, which is made of High Visibility Yellow fabric, is folded into a nylon red valise with Velcro closure and silver ending and it is also equipped with Lalizas retro reflective tapes (70180) and whistle (70020, certified per ISO 12402-7 & 8). They are provided with lifting loop and heavy duty D-ring for easier rescue.



Code	71098	71100	71101	71102
Adult	•	•	•	
Child				•
Automatic Gas	•	•		•
Manual Gas			•	
With Harness	•			•

Alpha Lifejackets feature the following characteristics:

- CE ISO 12402-3 approval
- CE ISO 12401 approval on all integral black harnesses
- Twin welded air bladder seam for double security
- Ultra reliable firing mechanism
- Compatible with all major suppliers CO₂ bottles (Thread 1/2")
- Auto heads designed not to fire in heavy weather
- Easy re-packing
- Economical re-arming kits
- 170 Newtons of buoyancy when fully inflated
- Maintain the correct flotation position in the water (face-up)
- Fully adjustable straps
- Heavy-Duty, Stainless D-Rings for attachment of a safety line

Omega Inflatable Lifejackets 290N, CE ISO 12402-2

The new range of Omega inflatable lifejackets 275N complies with ISO 12402-2. Omega gas inflation lifejackets' slim fit, light weight design and rugged constructions are combined to form the ultimate in lifejacket technology. They feature one chamber which can be inflated via Lalizas auto operation head (20260, certified per ISO 12402-7) and bear oral inflation tube incorporating Lalizas valves (20610, certified per ISO 12402-7). The inflatable bladder, which is made of High Visibility Yellow fabric, is folded into a nylon red valise with Velcro closure and it is also equipped with Lalizas retro reflective tapes (70180) and whistle (70010, certified per ISO 12402-7 & 8). They are provided with lifting loop and heavy duty D-ring for easier rescue.



Code	71103	71105
Adult	•	•
Automatic Gas	•	•
With Harness	•	

Twin welded air bladder seam for double security

Oral-tube

Auto heads designed not to fire in heavy weather



Omega Lifejackets feature the following characteristics:

- CE ISO 12402-2 approval
- CE ISO 12401 approval on all integral black harnesses
- Twin welded air bladder seam for double security
- Ultra reliable firing mechanism
- Compatible with all major suppliers CO₂ bottles (Thread 1/2")
- Auto heads designed not to fire in heavy weather
- Commercial heavy duty weight protective outer cover
- Easy re-packing
- Economical re-arming kits
- 290 Newtons of buoyancy when fully inflated
- Maintain the correct flotation position in the water (face-up)
- Fully adjustable straps
- Heavy-Duty, Stainless D-Rings for attaching a safety line



For maximum safety while on board, Lalizas gas inflation lifejackets can be perfectly combined with Lalizas Lifelink® safety lines. For more information on the 'Lifelink' Safety lines turn to page 8.

Delta Inflatable Lifejackets Belt-Pack, 150N, CE ISO 12402-3

Lalizas ISO 12402-3, Belt pack ISO Delta 150N inflatable lifejackets, comply with the latest ISO 12402-3 specifications for ultimate safety while on board. They feature one chamber which can be inflated via a Lalizas manual (71109) or automatic (71201) operating head (20220,certified per ISO 12402-7) respectively and bears oral inflation tube, incorporating Lalizas black valves(20610,certified per ISO 12402-7). The inflatable bladder, which is made of High Visibility Yellow fabric, is folded into a nylon valise with Velcro closure and it is also equipped with Lalizas retro reflective tapes (70180) and whistle (70010, certified per ISO 12402-7 & 8). The ISO Delta user-friendly lifejackets provide the maximum safety, thanks to their fast inflation ability, even at very low temperatures. Ideal for all ships, especially the small ones where storage space is limited. They are provided with lifting loop, for easier rescue.



Code	71109	71201
Manual Gas	•	
Automatic Gas		•

Manual System Lalizas	Automatic System Lalizas	Manual System Lalizas	Automatic System Lalizas		
OK	OK	STOP	STOP	STOP	STOP
With green "Ready for action" tag	With green "Ready for action" tag	Without green "Ready for action" tag	With green "Ready for action" tag	Without green "Ready for action" tag	Without green "Ready for action" tag
	Green Indicator "Ready for action"		Red Indicator "NOT Ready for action"	Green Indicator "Ready for action"	Red Indicator "NOT Ready for action"



0098



Lifejacket LED Flashing Light "Safelite II" water activated ON-OFF, L.S.A.Code

Code.....71209



Inflatable Lifejacket Protective Work Cover

Code.....71211



Waist Belt Extender for SOLAS Infl. Lifejackets

Code.....71161

SOLAS Inflatable Lifejackets



1463

LALIZAS Inflatable Lifejacket Belt-Pack, Delta Auto 150N, SOLAS

Code.....71108



Front

SOLAS Inflatable Lifejackets

SOLAS Inflatable Lifejackets 150N, 275N & 330N

Lalizas Inflatable lifejackets Lamda & Delta follow the latest SOLAS specifications for ultimate safety, while on board. They feature twin chambers for double security and each chamber can be inflated via its individual Lalizas automatic operating head (20260, certified per ISO 12402-7), which also supports manual activation. The inflatable chamber, which is made of High Visibility Yellow fabric, is folded into a valise with Velcro closure and its inflation tube incorporates the new Lalizas red pressure relief valves (20611, certified per ISO 12402-7). All models are equipped with Lalizas retro reflective tapes (70180), a whistle (70010, certified per ISO 12402-7 & 8) and a lifting loop with yellow buddy line for easier rescue. Additionally, all approved Lalizas SOLAS lifejacket flashlights (71209) can be added. These extra user-friendly lifejackets, provide the maximum safety thanks to their fast inflation ability, even at very low temperatures and are available in one adult size, which can be easily adjusted to passengers with chest size up to 175cm or more, with the use of the Lalizas waist belt extender (71161).

All the models of the Lalizas SOLAS Inflatable Lifejackets series are designed to comply with the highest standards and are manufactured using top quality materials, in order to withstand the most adverse conditions in case of emergency. They are available in two different types, standard valise and belt-pack and their lightweight design makes them ideal for use on passenger boats, commercial vessels, yachts, fishing vessels and in all ships where storage space is limited.

The new top-of-the-range Lalizas SOLAS Lamda 330N inflatable life jacket offers the ultimate sense of security against every situation in any sea across the world, thanks to the great size of its chamber and the 330 Newton buoyancy provided by the double 60gr CO₂ cylinders. Having more than 300 Newton it is designed to be worn when the user is wearing heavy duty clothing or with an abandonment suit - where it guarantees to self right wearer in less than five seconds. It is certified and applies the specifications of the HSE Compatibility Test protocol for Lifejackets and Immersion suits on Offshore installations and it is SOLAS/ MED (1463) approved.



1463

LALIZAS Inflatable Lifejacket Lamda Auto, SOLAS

Code	71107	71216
Newton	150	275



Front



Back



new



1463



72114



72115

LALIZAS Inflatable Lifejacket Advance Lamda Auto 330N, SOLAS, with or without spray hood & crotch dtrap

Code	72114	72115
Newton	330	
Spray Hood	×	√



ISO 12402-8

Spray Hood





The Regulations

Lalizas Safety Harnesses and Lines are approved according to the ISO 12401:2009 European standard. As required by this standard all harnesses and lines have been put under dynamic and static strength tests, in order to establish their effectiveness in case of fall. These products are considered as means of personal safety according to the Directive 89/686 of the EU and therefore it is necessary to show the CE certification. Any product that does not carry the authentic approval CE is illegal and does not ensure your safety. Lalizas recommend that you buy only certified products even if it is not required by national laws.

Instructions of Use

Donning The safety harness is worn in such a way so as to fit comfortably but not loosely around the body. Depending on the type of harness the straps are worn around the shoulders or also around the legs as with a full harness. The safety lines are used by placing the hook on a secure point on the vessel, while the hook or hitch on the other end is placed on the D-ring of the Safety Harness. When securing a child it is obligatory that you use the hitch on the D-ring and not the hook.

Function The combination of safety harness and line can prevent any injury caused from fall. Even if you fall overboard the harness and line will keep you attached to the vessel, hence increasing your chances of being found and rescued.

Maintenance / Replacement

Maintenance Safety harnesses and lines should be used and stored properly in order to ensure proper operation at the time of an emergency. Such products should be kept away from direct sunlight and high temperatures. Any contact with flame, sharp surfaces, oil, grease or sand may compromise the integrity and proper operation of the product. After each use safety harnesses and lines should be washed in clear water with temperature below 30°C.

Replacement: Safety harnesses and lines should be replaced after a fall, even if no signs of damage are visible. Immediate replacement of the harnesses and lines is also necessary when they show signs of wear or damage such as loose or torn seams and clips.

Safety Harnesses and Lines are especially designed to prevent very serious accidents and for this reason it is imperative that you wear certified and well maintained products.

Life-Link Safety Harnesses CE ISO 12401

The Life-link safety harness is available in both adult and child sizes. It features a heavy duty stainless steel interlocking buckle and a D-ring and a fully adjustable black polyester waist webbing.

Approved per the latest European standards ISO 12401:2009.

- Adult Harness fits chests 70cm to 150cm & >50 Kgr
- Child Harness fits chests 60cm to 90cm & 20-50Kgr



	Adult	Child
Code	71145	71146

Life-Link Safety Lines, CE ISO 12401

The Life-link Safety Lines are available in single, double, double elastic and triple hook configurations and are all approved per ISO 12401:2009. Their double action hook design prevents accidental opening whilst still offering superb single handed operation. The hook is also fully approved per ISO 9227.



Safety Line Life-Link, single, ISO 12401, Length 150cm

Code.....71147



Safety Line Life-Link, double, ISO 12401, Length 185cm

Code.....71148



Safety Line Life-Link, triple, ISO 12401, Length 200cm

Code.....71149



Safety Line Life-Link, double, elastic, ISO 12401, Length 100-180cm

Code.....71150



Life-Link Hook, ISO 12401

Code....71151



LALIZAS Auto re-arm kit for JS1 adult life jacket

Code.....20190



LALIZAS Manual re-arm kit for adult life jacket & safety pin

Code.....71323



LALIZAS Auto re-arm kit for JS1 child life jacket

Code.....20200



LALIZAS Auto re-arm bobines set of 4 for adult & child life jacket

Code.....71324



LALIZAS Auto re-arm mechanism Hammar MA1 & cylinder 33gr

Code.....71741



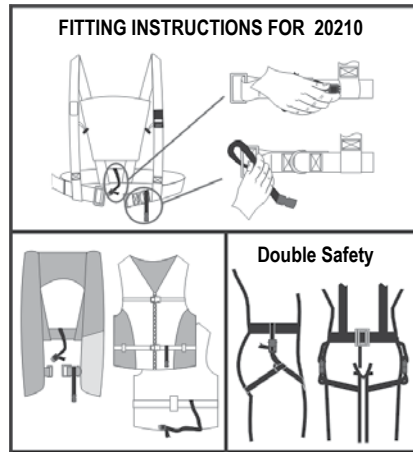
CO₂ Cylinder, 60gr.
Code....02197



CO₂ Gas Cylinder, 33gr.
Code....00348



CO₂ Gas Cylinder, 24gr.
Code....00349



Waist Belt Extender for SOLAS Infl. Lifejackets



Code.....71161



Harness & Lifejacket crotch strap

The crotch strap can be used with all Lalizas lifejackets / buoyancy aids and harnesses.

Code.....20210

Flameproof



Code.....71211

Inflatable Lifejacket Protective Work Cover

- Provides shielding against heat, sparks, flame, soft chemicals
- Easy fit / Simple to use design
- Lightweight fabric
- Does not affect the operation, behaviour & water performance of the protected lifejacket

Suitable for



71096 - 71097

71107

1. Turn the protective work cover, so that you face its back side
2. Open the cover around its Velcro tape and unfold it
3. While unfolded, make sure the square belt edges lie towards the center
4. Turn the inflatable lifejacket, so that you face its back side
5. Place the lifejacket on the open protective cover
6. Pass the unfolded cover side through the lifejacket's center
7. Open the square left belt edge of the cover
8. Place it under the center of the belt
9. Then pass it around the lifejacket's left belt holder (under the belt)
10. Close the cover's belt edge & secure the lifejacket's belt holder
11. Repeat the procedure with the right square belt edge of the cover
12. Close the cover around the lifejacket, using the cover's peripheral velcro tape
13. Once the protective work cover is properly adjusted, the lifejacket is ready for use

Code	Approval		Automatic System	Manual System	Child Lifejacket	CO ₂ Gas Cylinder			Twin welded air bladder seam	Twin Chambers	Retro reflective tape	Oral-tube	Stainless buckle	Safety harness	Whistle	Heavy-Duty, Stainless D-Ring	Colour
	CE ISO 12402	SOLAS				33gr	60gr	22gr									
71094	✓		✓			✓					✓	✓	✓	✓		Red	
71095	✓			✓		✓					✓	✓	✓	✓		Red	
71096	✓		✓			✓					✓	✓	✓	✓		Red	
71097	✓			✓		✓					✓	✓	✓	✓		Red	
71098	✓		✓			✓			✓		✓	✓	✓	✓	✓	Red	
71099	✓			✓		✓			✓		✓	✓	✓	✓	✓	Red	
71100	✓		✓			✓			✓		✓	✓	✓	✓	✓	Red	
71101	✓			✓		✓			✓		✓	✓	✓	✓	✓	Red	
71102	✓		✓		✓			✓	✓		✓	✓	✓	✓	✓	Red	
71103	✓		✓				✓		✓		✓	✓	✓	✓	✓	Red	
71104	✓			✓			✓		✓		✓	✓	✓	✓	✓	Red	
71105	✓		✓			✓			✓		✓	✓	✓	✓	✓	Red	
71106	✓			✓			✓		✓		✓	✓	✓	✓	✓	Red	
71107		✓	✓			✓				✓	✓	✓	✓	✓		Red	
71216	✓		✓				✓			✓	✓	✓	✓	✓		Red	
71108		✓	✓			✓				✓	✓	✓	✓	✓		Black	
71109	✓			✓		✓				✓	✓	✓	✓	✓		Red	
71201	✓		✓			✓				✓	✓	✓	✓	✓		Red	
71724*	✓		✓			✓				✓	✓	✓	✓	✓	✓	Red / Black	
71725	✓		✓			✓				✓	✓	✓	✓	✓	✓	Red / Black	
72081	✓		✓				✓			✓	✓	✓	✓	✓	✓	Black	
72154	✓		✓				✓			✓	✓	✓	✓	✓		Orange	
72114		✓						✓		✓	✓	✓	✓	✓		Red	
72115		✓						✓		✓	✓	✓	✓	✓		Red	
72194	✓		✓			✓				✓	✓	✓	✓	✓	✓	Black	
72195*	✓		✓			✓				✓	✓	✓	✓	✓	✓	Black	
72196	✓		✓				✓			✓	✓	✓	✓	✓	✓	Black	
72197*	✓		✓			✓				✓	✓	✓	✓	✓	✓	Black	

* Automatic System HAMMAR MA1

Service Inflatable Lifejackets

Lalizas recommends that once a year your gas inflation lifejackets are inspected at the Lalizas Service station. As with all Lalizas products, gas inflation lifejackets are constructed to endure harsh conditions. Nevertheless, should one of the following takes place for any reason, e.g. improper use, you should contact the Lalizas Service Station as soon as possible:

- Signs of corrosion on the CO₂ gas cylinder
- The device and/or the oral tube appear to have cracks
- Tears in the fabric or the seams
- Colour change
- The spare parts' expiry date has passed

If you follow properly the instructions of use and have your lifejacket inspected once a year by Lalizas Service station, you ensure its longevity and proper operation at time of an emergency.

How you wear Gas Inflation Lifejacket



How to manually activate an inflatable lifejacket



ISO Foam Lifejackets



CE Kids' Lifejackets



LALIZAS Child's Lifejacket, Chico 100N, CE ISO 12402-4

Chico 100Nt lifejacket provides an improved fit and maximum safety. A large flotation collar supports the child's head, while the small size also features a fabric pampers and a crotch strap for greater safety. Its foam distribution provides quick turn and face properly out of the water. It includes one webbing fastener, whistle, plastic zip and SOLAS retro reflective tapes. An end rope with plastic button is fixed at the end of each lifejacket for adjustable wearing. Approved to the latest European standards for 100 Newton lifejackets, ISO 12402-4. All of its raw materials are certified per ISO 12402-7 and ISO 12402 -8, for higher strength, quality and durability. It is available in 4 sizes.

Code	Type	Weight (kg)	Chest Size (cm)	Buoyancy (Nt)
72069	Baby	3-10	50-60	32
72070	Child	10-20	60-75	42
71073		15-30	60-70	45
71074		30-40	70-80	55



LALIZAS Child's Lifejacket, Chico 150N, CE ISO 12402-3

Chico 150Nt lifejacket provides an improved fit and maximum safety. A large flotation collar supports the child's head, while the small size also features a fabric pampers and a crotch strap for greater safety. Its foam distribution provides quick turn and face properly out of water. It includes one webbing fastener, whistle, plastic zip and SOLAS retro reflective tapes. An end rope with plastic button is fixed at the end of each lifejacket for adjustable wearing. It also provided with a lifting loop for easier rescue. Approved to the latest European standards for 150 Newton lifejackets, ISO 12402-3. All of its raw materials are certified per ISO 12402-7 and ISO 12402 -8 for higher strength, quality and durability. It is available in 2 sizes

Code	Weight (kg)	Chest Size (cm)	Buoyancy (Nt)
71075	15-30	60-70	60
71076	30-40	70-80	75

BEST VALUE



Pet Retriever Buoyancy Aid & Harness

Keep your pet safe on board with the Lalizas Pet Retriever Buoyancy aid and Harness. The Lalizas Pet Retriever features a foam construction buoyancy aid and strong lifting loop to enable you to retrieve your pet. Suitable for both dogs and cats. Available in four sizes from extra small to large.

Code	20020	20021	20022	20023
Weight (Kg)	< 8	8-15	15-40	> 40
Chest circumference min-max (cm)	25-48	30-60	43-84	46-95



Watersports Buoyancy Aids

ADVISOR

Use

Buoyancy aids are intended for swimmers and when the shore or any help are close.

For this reason they are mostly used for water sports with varying demands. In order to meet the demands of each sport, a wide variety of designs has been developed. Specifically, Lalizas offers buoyancy aids for sailing, canoeing, kayak, dinghy sailing and water skiing. Such a variety could make your decision more difficult than easier. However, you should always keep in mind that each model of buoyancy aid is designed to offer safety, fit and ease of movement, depending on the conditions of each sport. Therefore, Lalizas suggests that first you decide what sport you want to practice and then choose the appropriate buoyancy aid.

Instructions of Use

Buoyancy aids are available in the form of a jacket. The type of closure depends on the demands of each sport, so as to have a better fit on you. You wear the buoyancy aid over your shoulders and zip or fasten the straps. The buoyancy aid is worn headfirst and then you zip it and adjust the straps, so as to have a comfortable fit but not too tight.

Maintenance / Replacement

Lalizas products are manufactured following the highest construction standards, so that you may enjoy the best combination of quality, durability and safety. Nevertheless, if you do not use properly your buoyancy aid and one of the following happens, you should replace it with a new as soon as possible.

- The seams on the shoulders, on the side or the straps are worn out
- The straps have tears
- The clips are broken
- The outer shell of the buoyancy aid is torn or has cuts
- The elastic parts are worn out and it does not have a comfortable fit (too loose)

In order to avoid all of the above, you should keep your buoyancy aid away from extreme temperatures, flame and any sharp surfaces. Also after each use, you should wash it with clear lukewarm water. Always keep in mind that you should maintain your buoyancy aid in good condition and always wear it while at sea, as it will be proved to be valuable to you, when you need it.

new

Fit & Float Buoyancy Aid, 50N, ISO 12402-5, red

Code	Type	Weight (kg)	Chest Size (cm)	Buoyancy (Nt)
72155	Child	30-50	60-80	40
72156	Adult	50-70	80-100	45
72157		70-90	100-130	50
72158		>90	130-160	55



Special colours available upon request.



Water Skiing
Water Skiers

As a water skier you should always:

- Be a good swimmer and wear a lifejacket and a wetsuit or drysuit
- Check that your equipment is in good condition and replace it if necessary
- Watch the water ahead of you and stay away from solid obstacles such as boats, mooring buoys, rocks, etc.

- Avoid falling forward, but sit down or if you fall sideways, curl yourself into a ball
- Always let go of the handle when you are falling
- Ski parallel to the shore and when returning to land, do so slowly
- If you fall, keep the skis near, they will assist you to stay on the surface

Apart from these rules, as a water skier you should never:

- Wrap the rope around parts of the body such as foot, hands or fingers
- Ski in unknown or shallow waters or even at night
- Ski ahead of or to the side of another boat

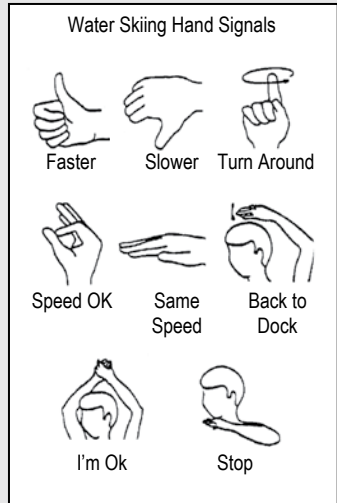
Ski Boat Driver

The Ski Boat Driver should always:

- Have competent observer on board at all times, whether towing a skier or not
- Make sure that the observer understands water ski signals.
- Wait for the water skier's tips above the water and then give a smooth and steady pull on take off
- Turn with gradual wide arc turns
- Return immediately to pick up the skier and always carry an extra lifejacket in the boat
- Shut off your motor before taking aboard a skier
- Be insured against third party risks

Also, as a ski boat driver you should never:

- Drive the boat through restricted areas or beaches with swimmers
- Drive the boat near other boats or floating obstacles



Easy Rider Buoyancy Aids 50N, CE ISO 12402-5

The Easy Rider Buoyancy Aid is a basic and economic version for water sports. It covers the waist and back throughout the body, while it remains comfortable. It includes one fixed and one adjustable webbing fastener, whistle and SOLAS retro reflective tapes. Approved to the latest European standards for 50Newton buoyancy aids, ISO 12402-5. All of its raw materials are certified per ISO 12402-7 and ISO 12402-8, for higher strength, quality and durability. It is available in 2 sizes, in orange/yellow colour combination.

Code	Type	Weight (kg)	Chest Size (cm)	Buoyancy (Nt)
71089	Child	25-40	65-80	40
71090	Adult	>40	80-130	55



Slalom Buoyancy Aid 50N, CE ISO 12402-5

The Slalom Buoyancy Aid has an improved design that provides tighter and convenient fitting on the wearer. It features a polyester outer shell, while its buoyant material is Soft PVC. It offers a new level of comfort and buoyancy, webbing fasteners and one top waist webbing fastener for total safety, plastic loop for keys, net holes for removing water and SOLAS retro reflective tapes. Approved to the latest European standards for 50 Newton buoyancy aids, ISO 12402-5. All of its raw materials are certified per ISO 12402-7 and ISO 12402-8, for higher strength, quality and durability. It is available in 4 sizes, in blue/black colour combination.

Code	Type	Weight (kg)	Chest Size (cm)	Buoyancy (Nt)
71064	Child	25-40	65-80	40
71065	Adult	40-70	80-100	50
71066		70-90	100-110	55
71067		>90	110-125	60



USEFUL HINTS

Windsurfing

On the Water: You should never windsurf alone, always surf in company in case you need help.

Wind & Tide: Never surf in an offshore wind, as it can be very dangerous. Offshore winds tend to increase in strength the further you go and will eventually take you away from your base. Choose a beach where the wind is blowing cross-shore or cross-on. Avoid surfing in poor visibility, such as surfing at dusk and in a sea mist. Finally, be very careful of the tides, as a strong tidal stream can also sweep you far from base.

Condition of Equipment: Before going afloat for windsurfing, you should always check your equipment thoroughly. First of all, check all parts of the sail board for signs of wear. You should ensure the deck plate is fitted securely, so the rig and board will not separate and always check the mast for any damage. When you rig the sail, you should ensure that the ropes are not frayed if so, always replace them. Make sure that the ropes are crealed and tied off. After use, wash off your equipment with clean, fresh water. For further security, mark the board and the rigging with your name and telephone number using a security pen.

Self Rescue: Undoubtedly, it is better to be safe than sorry. Therefore, always be prepared for the worst and know how to rescue yourself without another's help. In order to self-rescue, you should always carry spare rope and either a dayglo flag or pocket flare for attracting attention. Also, it is vital to know the international distress signal - raise and lower both arms either side of your body, but you should not cross them above your head. NEVER LEAVE YOUR BOARD, as it will help you stay on the surface and help would-be rescuers to notice you. Finally, it is better to attempt a self-rescue before you become cold or exhausted.

The Butterfly Technique: This technique should be used under calm weather conditions. Turn the rig around so that the boom lies across the board and the mast points towards the back. Lying on your front and using your legs to keep the sail out of the water, start paddling, while in strong winds, roll up the sail before attempting the self-rescue. Only in extreme conditions and if you are in reach of the shore, should you leave your rig behind and paddle to shore. If you ever have to abandon any equipment, inform the Coastguard.



Buoyancy Aid Pro Race, 50N, ISO 12402-5

The Pro Race buoyancy aid has been designed as the "ultimate" high performance jacket. Its compact manufacturing is ideally suited for dinghy sailors, sport canoeists and windsurfers. The Pro Race buoyancy aid features high density soft PVC foam buoyancy, double sided Velcro waist straps, side entry zip, a mesh front pocket and SOLAS retro reflective tapes. It is approved to the latest European standards for 50N buoyancy aids, ISO 12402-5. All of its raw materials are certified per ISO 12402-7 & ISO 12402-8, for higher strength, quality and durability. Our unique double Velcro waist strap makes the Pro Race series fully adjustable to a variety of chest size users and the elastic band shoulders make it to fit younger users. It is available in 3 sizes in red and orange colour.



● Code	71443	71444	71445
● Code	71446	71447	71448
Buoyancy (N)	>35	>45	>50
Body Weight (Kg)	25-40	40-70	>70
Chest size (cm)	65-80	80-100	100-130



Our unique double velcro waist strap makes the Pro Race series fully adjustable to a variety of chest size users



Pro race buoyancy aid has elastic band shoulders, designed to fit younger users

ISO Foam Lifejackets

ADVISOR

Jet ski Users

Jet Ski users should conform with the following:

YOUNG PERSONS: Supervision by an adult is very strongly recommended when children aged under 16 are using a PWC. In some countries there are age restrictions on children using PWC's. Local regulations must be adhered to

PRE-LAUNCH CHECKS: You should always check whether the hull is intact and the seats / hatches are secure. Also, check that the engine operates efficiently, check fuel to ensure adequate fuel for your trip and apply noise baffles if necessary

SAFETY GEAR: Always carry a fire extinguisher, pyrotechnics, First Aid kit, knife, tool kit (including spare spark plug), anchor and line, foot protection and check for full petrol and correct oil level

LEGAL REQUIREMENTS: Always have aboard your insurance, registration certificate and your hull number displayed (see local regulations). Use only in PWC designated areas

OFF SHORE CRUISING: Always have a compass, VHF radio (hand held), charts and a plan for your trip.

AFTER USE CHECKS: Flush through the engine with fresh water and check that everything is secured for road transportation. Finally check that the light board is working

Neo Buoyancy Aids 50N, CE ISO 12402-5

The Neo Buoyancy aid is a new design, which features a neoprene outer shell for tighter and stylish fit, while its buoyant material is soft PVC offering a new level of comfort and buoyancy. It also features two webbing moving fasteners for total safety, plastic zip, net holes for removing water and SOLAS retro reflective tapes. Approved to the latest European standards for 50 Newton buoyancy aids, ISO 12402-5. All of its raw materials are certified per ISO 12402-7 and ISO 12402-8 for higher strength, quality and durability. It is available in 5 sizes, in white/red/black colour combination.



Code	Type	Weight (kg)	Chest Size (cm)	Buoyancy (Nt)
71068	Child	25-40	65-80	40
71069	Adult	40-50	80-90	45
71070		50-70	90-100	50
71071		70-90	110-120	55
71072		>90	120-130	60

USEFUL HINTS

Canoeing / Kayaking

Before you leave: Before you start your trip you should always inform a responsible person on shore or the Coastguard of your plans. First of all, you should give the number of persons involved, the name of the center or organization and the area of the operation. Also, the number of canoes / kayaks, as well as, their types (singles, doubles, etc.) should be specified. Remember to inform the Coastguard of the start and finish points, along with your ETA. Immediately notify the responsible person or the Coastguard of any change in your plans as well as, the revised time the activity is scheduled to be completed.

Be prepared: You should always have the proper equipment when going afloat. This equipment includes a suitable paddle and spares, adequate spare clothing, buoyancy aids or life jackets, a spray cover fitted with a release strap and a safety helmet. Additionally, an accurate compass, an updated chart, First Aid and repair kits plus distress flares are equipment that should always be carried. It is suggested that you carry a waterproof container for all necessary equipment, while for longer trips you should take with you emergency food, means of providing a hot drink as well as an exposure bag (TPA). Apart from the above equipment, canoeists and kayakers should follow some basic rules. First of all, the canoe or kayak should have maximum buoyancy at both ends. Grabs and toggles should be fitted at each end, as they provide suitable holding areas, in case of rescue. Also, the deck lines should be taut and not take up other areas. Lastly, for safety and identification, it is suggested that the canoe / kayak is painted in a bright colour and the name and address of the owners organisation is clearly marked inside the cockpit.

On the Water

- Follow the plan given to your shore contact
- Don't canoe or kayak on your own. It is recommended to have at least three people in company
- In case of emergency stay with your craft
- Always have a waterproofed VHF radio with you
- It is better to use a combination of safety equipment rather than relying on just one method

Performance Buoyancy Aids 50N, CE ISO 12402-5

The Performance Buoyancy Aid has an ergonomic design that provides better fitting and storage. It features a polyester outer shell, while its buoyant material is Soft PVC. It offers a new level of comfort and buoyancy, while it features one waist webbing fastener for total safety, pocket with velcro tape, plastic zip and SOLAS retro reflective tapes. Its reflective silver edging and advanced back neck area complete its design characteristics. Approved to the latest European standards for 50 Newton buoyancy aids, ISO 12402-5. All of its raw materials are certified per ISO 12402-7 and ISO 12402 -8, for higher strength, quality and durability. It is available in 3 sizes, in blue/white colour combinations.

Code	Type	Weight (kg)	Chest Size (cm)	Buoyancy (Nt)
71091	Child	25-40	65-80	40
71092	Adult	40-70	80-100	50
71093		>70	100-130	55
71288		>90	130-160	65



USEFUL HINTS

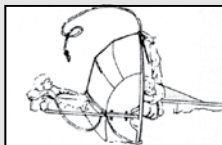
Dinghy Sailing

Recovery of a Dinghy


Sailing dinghies often capsize. Therefore, it is vital that the helm and crew should always know the correct way to return the dinghy to its upright position.



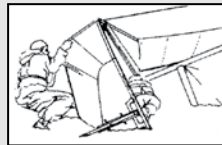
1. The helmsman and crew should check whether the rudder is secure. Using the mainsheet as a lifeline, the helmsman should swim around the outside of the boat to the centerboard



2. The crew should check whether the centreboard is down, while the helmsman should hold on to it - to prevent the dinghy from inverting

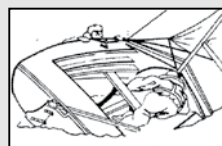


3. The crew should throw the jib sheet over to the helmsman



5. The helmsman then climbs onto the centreboard and leans back holding onto the jib sheet

4. The crew should lie in the floating hull



6. As the dinghy returns to its upright position, the crew is scooped in and then helps the helmsman back on board

Action Buoyancy Aids 50N, CE ISO 12402-5

The Action Buoyancy Aid has an improved design, which provides tighter and convenient fitting on the wearer. It features a polyester outer shell, while its buoyant material is Soft PVC. It offers a new level of comfort and buoyancy, double webbing fasteners for total safety, plastic zip and SOLAS retro reflective tapes. Its reflective silver edging and advanced back neck area complete its design characteristics. Approved to the latest European standards for 50 Newton buoyancy aids, ISO 12402-5. All of its raw materials are certified per ISO 12402-7 and ISO 12402 -8 for higher strength, quality and durability. It is available in 4 sizes, in orange/black colour combination.

Code	Type	Weight (kg)	Chest Size (cm)	Buoyancy (Nt)
71060	Child	25-40	65-80	40
71061	Adult	40-70	80-100	50
71062		70-90	100-110	55
71063		>90	110-125	60



ADVISOR Use
 100 Newton lifejackets are intended for use in semi-protected waters. Unlike buoyancy aids these lifejackets can be used also by non-swimmers. Given their importance as a lifesaving appliance, when designing 100Newton lifejackets, far more emphasis is given on the safety aspect and less on the appearance. Their colour varies between yellow and red and they have retro-reflective tapes in order to be clearly visible from a distance. It is important to stress that 100 Newton lifejackets are not suitable for use offshore, in these situations the use of 150 Newton lifejackets is mandatory.

Instructions of Use
 100 Newton lifejackets may be either jackets or belts. A lifejacket is worn over the shoulders, zipped and then strapped. A lifebelt is worn headfirst through the relevant cut and the strap around your waist is fastened securely.

Maintenance / Replacement
 While at sea the lifejacket is a potential life-saver and as such must be maintained well. For this reason, always, avoid extreme temperatures, flame and any sharp surfaces. Also after each use, you should wash it with clear lukewarm water. You must always maintain your buoyancy aid, and wear it at all times while at sea. Lalizas products are manufactured following the highest construction standards, this results in a high degree of effectiveness and durability.

However, a jacket should be replaced if:
 - The seams on the shoulders, on the side or the straps are worn out.
 - The straps have tears
 - The clips are broken
 - The outer shell of the buoyancy aid is torn or has cuts
 - To ensure your continual safety, you should always keep your lifejacket in good condition and always wear it while afloat.

USEFUL HINTS **Sail Cruising**
Before You Set Sail
 Before you set sail, it is very important that you follow the guidelines below:
 1. Inform the crew about the type, location and use of all safety equipment on board

Every person on board should know where to find and how to use:
 - Safety harnesses and Lifejackets
 - Pyrotechnics & Fire Extinguishers
 - Liferaft
 - VHF Radio (It is important that everyone knows how to send and receive a radio distress message)
 2. When you plan your voyage, take into account
 - Weather forecast
 - Tidal streams and heights
 - Any harbours of refuge along the route
 - You should explain the route to the crew informing them about all of the above
 3. Store all your equipment securely
 4. Check the oil and water levels, carry out a test run of the engine. Also, have on board a spare water pump impeller, spare fuel/oil filters and a spare fan belt. Keep spare oil and fuel in separate tanks from the main tank
 5. Before you set sail, check whether you have enough fuel, water, food and gas for the trip
At Sea
 1. Always wear life-jackets and use safety harnesses to avoid falling overboard
 2. Make sure you are aware of man overboard recovery methods and practice them frequently
 3. Keep up to date with current weather forecasts and be prepared to make the necessary changes to your plans
 4. If it is windy, reef early, before leaving harbour if possible
 5. Keep a good all-round lookout and regularly update the chart with your position
 6. Keep the boat tidy and check for any damage
 7. If the crew shows signs of cold or seasickness, keep them warm and comfortable



Lifejackets 100N, CE ISO 12402-4

The 100Newton lifejackets reduce the risk of drowning for both swimmers and non-swimmers in sheltered waters in most conditions. Specifically designed to turn the unconscious user face up and support the head. It provides an improved fit and maximum safety. A large flotation collar supports the user's head for keeping the head out of water and its design provides the user's return on time. The lifejackets have a crotch strap for keeping the vest securely whilst in the water, while the small size also features fabric pampers. It includes, one webbing fastener, whistle, plastic zip and SOLAS retro reflective tapes. An end rope with plastic button is fixed at the end of each lifejacket for adjustable wearing. Approved to the latest European standards for 100Newton lifejackets, ISO 12402-4. All of its raw materials are certified per ISO 12402-7 and ISO 12402-8, for higher strength, quality and durability. It is available in 6 sizes, in fluorescent orange colour.

Code	Type	Weight (kg)	Chest Size (cm)	Buoyancy (Nt)
72067	Baby	3-10	50-60	32
72068		10-20	60-75	42
71077	Child	15-30	60-70	45
71078		30-40	70-80	55
71079		40-50	80-90	66
71080	Adult	50-70	90-100	88
71081		70-90	110-120	105
71082		>90	120-130	115



Lifejackets 150N, CE ISO 12402 -3

It is a new design with high buoyancy for maximum security. A large flotation collar supports the user's head for keeping the head out of water and its design provides the user's return on time. The lifejackets have a crotch strap for keeping the vest securely whilst in the water, while the small size also features fabric pampers. It includes one webbing fastener, whistle, plastic zip and SOLAS retro reflective tapes. An end rope with plastic button is fixed at the end of each lifejacket for adjustable wearing. It also provided with a lifting loop for rescue. Approved to the latest European standards for 150Newton lifejackets, ISO 12402-3. All of its raw materials are certified per ISO 12402-7 and ISO 12402-8, for higher strength, quality and durability. It is available in 6 sizes, in fluorescent orange colour.

Code	Type	Weight (kg)	Chest Size (cm)	Buoyancy (Nt)
71083	Child	15-30	60-70	65
71084		30-40	70-80	80
71085		40-50	80-90	99
71086	Adult	50-70	90-100	140
71087		70-90	110-120	155
71088		>90	120-130	165



CE & ISO Foam LifeJackets

Work Vest 50N, CE ISO 12402-5

The work vest is specifically designed and constructed for use in the work environment. It is open on the side areas for light wearing and it features a polyester anti fire outer shell, while its buoyant material is soft PE. Its two waist webbings are adjusted by the stainless steel buckles, while the vest is fastened by using the stainless steel D-rings and hooks. It is provided with SOLAS retro reflective tapes. It has also a fabric pocket for placing tools or other light equipment. Approved to the latest European standards for 50 Newton buoyancy aids, ISO 12402-5. All of its raw materials are certified per ISO 12402-7 and ISO 12402-8, for higher strength, quality and durability. It is available in one adult size and in orange colour.

BEST VALUE



Code	Type	Weight (kg)	Chest Size (cm)	Buoyancy (Nt)
71144	Adult	>40	80-130	50

Accessories of Work Vest

Code	Description
71153	Buckle for 71144, Inox 304, 34x26,5x3mm, ISO 12402-8
71154	D-Ring for 71144, Inox 304, 25x20mm, ISO 12402-8
71155	J Hook for 71144, nickel plated steel, ISO 12402-8

71154



71153



71155



ISO 12402 Lifebelts Series

The series of ISO 12402 Lifebelts of 100Nt & 150Nt have been tested and certified per the EN ISO 12402-3, EN ISO 12402-4, EN ISO 12402-7 and EN ISO 12402-9 testing standards according to directive 89/686/ EC for recreational boats. They are equipped with a waist webbing of 30mm width, retro reflective tapes (IMO Resolution A.658 (16)) and the EN ISO 12402-7 & EN ISO 12402-8 whistle approved.



Adult

BEST VALUE



Child



Adult

BEST VALUE



Child



Lifebelt 100N, CE ISO 12402-4

The 100 Nt lifebelts have been designed for people who may have to wait for rescue, but are likely to do so in sheltered water. They have been tested and certified per the EN ISO 12402-4, EN ISO 12402-7 and EN ISO 12402-9 testing standards according to directive 89/686/ EC for recreational boats. They come equipped with a 30mm width waist webbing, 100cm² retro reflective tapes (IMO Resolution A.658(16)) and the EN ISO 12402-7 and EN ISO 12402-8 whistle approved.

Code	Child	Adult
	70992	70991
Body Weight (Kg)	15-40	>40
Chest Size (cm)	50/80	80/125
Buoyancy (N).	>50	>100

Lifebelt 150N, CE ISO 12402-3

The 150 Nt lifebelts have been designed for general application or for use with full weather clothing. They are also capable to turn an unconscious person into a safe position and require no subsequent action by the user to maintain this position.

The 150 Nt lifebelts have been tested and certified per the EN ISO 12402-3, EN ISO 12402-7 and EN ISO 12402-9 testing standards according to directive 89/686/ EC for recreational boats. They come equipped with a 30mm width waist webbing, 300cm² retro reflective tapes (IMO Resolution A.658 (16)) and the EN ISO 12402-7 & EN ISO 12402-8 whistle approved.

Code	Child	Adult
	70994	70993
Body Weight (Kg)	15-40	>40
Chest Size (cm)	50/80	80/125
Buoyancy (N).	>75	>150

Lifejackets Dry Bag

This simple and easy to use Lifejackets' Dry-bag by Lalizas, stands out as the most intelligent and water-proof storage solution for all the necessary safety equipment of your boat. Made of durable transparent material, without any unnecessary seams, it meets the minimum space consumption requirements, and offers the ability of immediate use in case of an emergency or a boat inspection. It is specially designed for storing foam lifejackets of 100N or 150N, while at the same time can secure all hand and smoke signals required by regulations, in the available space between the life-jackets' neck grooves.

Available in 3 sizes, as well as 2 sets of a Dry Bag and 4 or 6 foam lifejackets (100N) respectively.



*Lifejackets not included

Lifejackets Dry Bag

Code	Size	Dimensions (cm)	Suitable for LALIZAS Lifejackets		
			70991 (100N)	70993 (150N)	70159 (Solas '74)
71220*	1	93x57x36	4	3	5
71221*	2	93x68x36	6	4	7
71222*	3	93x93x36	9	6	10

BEST VALUE



Lifejackets Dry Bag Set with 4 or 6 pcs 70991 (100N)

Code	Included	Dimensions (cm)
71223	4pcs 70991 (100N)	60x36x28
71224	6pcs 70991 (100N)	60x36x45

SOLAS Foam Lifejackets



The regulations: SOLAS lifejackets come under Directive 96/98/EC of the European Union, which refers to the obligatory marine equipment on EU vessels. In addition to lifejackets, this regulation also includes all types of personal life saving appliances that may be required on-board community ships. The lifejackets in this category are approved to the SOLAS (Safety Of Life At Sea) regulations and should always bear the relevant certification, in this case the ship's wheel mark. SOLAS lifejackets can save a person's life anywhere and irrespective of most weather conditions. Therefore, the tests that these lifejackets are subjected to, are far more demanding. Much greater emphasis is given on their effectiveness as lifesaving appliances than on their aesthetic appeal.

General characteristics: The colour of SOLAS lifejackets is always orange, and has been standardised, since orange is visible under all weather conditions. Furthermore, all jackets should have retro-reflective tapes, which are visible from an even longer distance.

Use: The owner is required to equip the vessel with the required number of SOLAS lifejackets and ensure their accessibility in the event of an emergency. SOLAS lifejackets are not as comfortable as 100 Newton lifejackets or buoyancy aids. SOLAS lifejackets are only worn when required, and are able to keep the wearer afloat, irrespective of their size, and weather conditions.

Instructions of Use: Most SOLAS lifejackets are designed in the form of lifebelt. When required the jacket should be fitted headfirst, the straps should fit well without being too tight or too loose. The jacket should always be worn with the retro-reflective tape uppermost.

Maintenance / Replacement: It is the shipping company's responsibility to ensure that all lifejackets are well maintained. The replacement of SOLAS lifejackets must conform to the specifications as required by the surveyors of the National Marine Administration or the Classification Society.



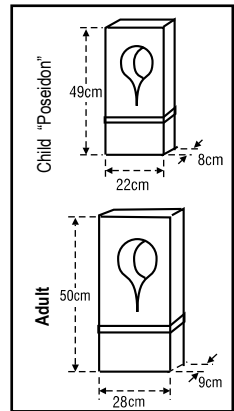
SOLAS '74 Life Jackets
Commercial grade lifejacket manufactured in accordance with SOLAS 74 requirements. Available in adult and child sizes.

	Child	Adult
Code	70157	70159
Buoyancy (N)	55	95
Body Weight (Kg)	0-55	>55




SOLAS Lifejackets (L.S.A. Code)
Primarily aimed at the commercial market these cost efficient lifejackets have been accredited with CE approval certificates by Bureau Veritas. Available in child and adult sizes, with or without light.

	Child "Poseidon"	Adult
Code	70167	70169
Buoyancy (N)	94	150
Body Weight (Kg)	15-41	>32



Dimensions are in cm

* The CE  approval certificate replaces all the National approval certificates of European committee member states (D.O.T - U.K etc). * L.S.A Code (Life-Saving-Appliances Code) latest amendment of Chapter III of SOLAS in force since June 1998.



Advanced 2010 SOLAS Lifejacket Series

The series of SOLAS Lifejackets Advanced 2010 fully complies with the new regulations [IMO Resolutions (MSC.201(81), MSC.207(81), MSC.200(80), MSC.226(82), MSC.218(82), MSC.216(82)], which are mandatory for all lifejackets used on-board Community ships.



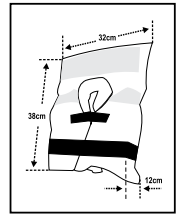
0098

BEST VALUE



Advanced Infant Lifejacket SOLAS-(LSA Code) 2010

For the first time the regulations demand the instigation of Infant Lifejackets on-board community ships. The Lalizas Advanced Infant Lifejacket fully complies with the regulations (IMO Regulations), which are mandatory for all lifejackets used on-board Community ships. They are designed for use most weather conditions. It is also features lifting loop and orange buddy line for easy rescue. Furthermore, it is recommended to combine the lifejacket with the compatible Lalizas Lifejacket Light.



Code	70176
Body Weight (Kg)	0-15



0098

BEST VALUE



Adult



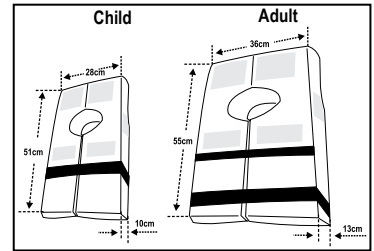
Child

Advanced Lifejacket SOLAS-(LSA Code) 2010

These jackets are manufactured to equip all commercial vessels. They fully comply with the requirements of the regulations (IMO Regulations), which are mandatory for all lifejackets used on-board Community ships. They are supplied in adult and child sizes. The adult lifejacket is appropriate for passengers with chest size up to 175cm, oversized passengers, while are provided with lifting loop and orange buddy line for easier rescue.

It is also recommended to combine the lifejacket with the compatible Lalizas Lifejacket Light.

	Child	Adult
Code	70177	70178
Body Weight (Kg)	15-43	>43



0098

BEST VALUE

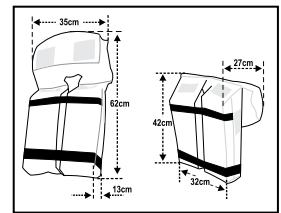


Advanced Folding Lifejacket SOLAS- (LSA Code) 2010

Specifically manufactured to be easily stored, while fully compliant with the requirements of the regulations (IMO Regulations), which are mandatory for all lifejackets used on-board Community ships. It is appropriate for passengers with chest size up to 175cm, oversized passengers, while is provided with lifting loop and orange buddy line for easier rescue. This jacket is ideal for storing underneath the seat, as it can be easily folded.

Further it is recommended to combine the jacket with the compatible Lalizas Lifejacket Light.

Code	70179
Body Weight (Kg)	>43



Features



Adjustable strap (70178-70179)



Comfortable fit around the neck



Whistle



Lifting loop



Orange buddy line



Lifejacket LED Flashing Light "Safelite II"
water activated ON-OFF,
L.S.A.Code

Code.....71209

* The CE approval certificate replaces all the National approval certificates of European committee member states (D.O.T - U.K etc) . * L.S.A Code (Life-Saving-Appliances Code) latest amendment of Chapter III of SOLAS in force since June 1998.



Immersion Suit & Thermal Protective Aid

Thermal Protective Aid "Alusafe-T" - LSA Code

One of the most developed designs in the field of thermal protection, the Lalizas «Alusafe-T» suit is constructed with aluminum film coated fabric, so as to protect the wearer from hypothermia, which may be caused by prolonged exposure in liferaft and rescue boats. The low thermal conductivity of aluminum reduces both the convective and evaporative heat loss from the user's body and preserves stable temperature. Survivor's protection from wind and cold is warranted, as it covers the fully clad body wearing even a lifejacket. Even more, «Alusafe-T» suit meets the 'LSA Code' requirements.



BEST
VALUE



0098

Code.....70461

Height range : 1,45 - 2,00 m
Weight range: 40-150 Kg



Immersion Suits Insulated "Neptune"

It is well known that a person's chances of survival when immersed in water are improved only by the ability to remain dry and maintain the body temperature at a comfortable level. Lalizas has designed it's Immersion suit to protect you in situations where the danger of hypothermia is great, thereby greatly increasing your chances of survival. The Lalizas Immersion suit is made of reinforced neoprene and incorporates a face seal and flap, 3 fingered gloves, front waterproof zipper, ankle cuffs, neoprene pocket and retro-reflective tape. All these features have been designed to protect you against cold, without diminishing the freedom of movement. Exceeding the latest SOLAS specifications for hypothermia protection, it is ideal use on board ferries, offshore drilling rigs, rescue boats, man-overboard boats and for general commercial use.



0098

BEST VALUE

Code	70454	70455
Size	Universal Size	Xlarge

* The CE approval certificate replaces all the National approval certificates of European committee member states (D.O.T - U.K etc).

* L.S.A Code (Life-Saving-Appliances Code) latest amendment of Chapter III of SOLAS in force since June 1998.



* With rubber gloves



**Junior Immersion Suit
'Neptune Junior', Insulated
NON-SOLAS**

Code.....71246



Inspection device for Immersion suit

The aluminum kit contains a set of Servicing Equipment.

- A face fixture (two parts)
- A pressure gauge (0-6kPa)
- A foot pump (with multi-valve adaptor)
- Glue and applicator (two pieces)

Code..... 70168



Rescue Systems

ADVISOR

The Regulations:

All lifebuoy rings intended for use in commercial ships must follow SOLAS regulations (96/98/EC). As far as horseshoe lifebuoys and Lifelinks are concerned, there is no standard commonly accepted by all countries. In this case, each country sets its own requirements for the construction, the design and the durability of such products. Depending on the model, Lalizas Horseshoe Lifebuoys are approved according to Greek and French regulations.

Use: The main use for these products is the rescue of M.O.B (Man Over Board). In order to facilitate the rescue of those who have fallen overboard, retro reflective tapes and bright colours are used to increase visibility.

Instructions for use:

When someone falls overboard, a series of actions should take place in the shortest time possible, in order to effect a rescue. If you have a lifebuoy ring or horse shoe lifebuoy on board, you must throw it towards the person in the sea and notify the person in charge of the vessel. The person in the water should hold tightly and securely on to the lifebuoy, in order to stay afloat. Please keep in mind that the above-mentioned products are effective only when the person is able to swim and can assist to their own recovery. Consequently, if you have children or non swimmers on board make sure they wear the appropriate lifejackets at all times.

PLEASE REMEMBER that prevention is better than cure!

You should ensure that you have taken all possible actions and safety precautions, in order to prevent someone from falling overboard.

Practice the MOB procedure during the day and night, in all weather and sea conditions, simulating a casualty using a fender with a bucket attached. Instruct a member of the crew to watch the person in the water and point continuously.

- Always wear a lifejacket and harness that is correctly clipped on when on deck, at night or in bad weather
- Make sure that you hold on to a secure part of the boat at all times. One hand for you and one for the boat

Maintenance / Replacement:

These products are designed to withstand most weather conditions and exposure to sun light. However, in order to keep this equipment in good condition, contact with flame, extreme temperatures and any sharp edges should be avoided. Lalizas suggests that you check the products and their straps thoroughly for any sign of wear, especially after use. If any signs of wear are detected, the items should be replaced.

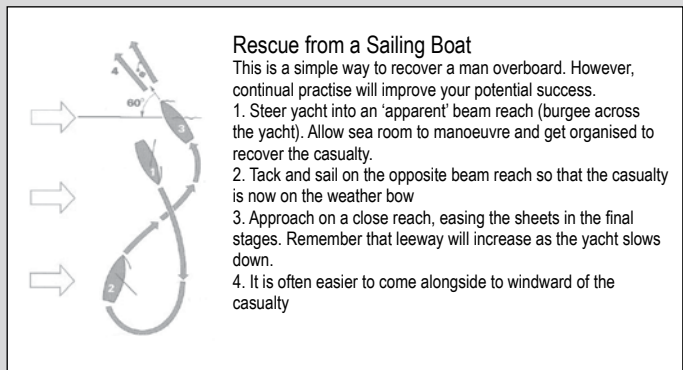
What can the casualty do?

Firstly, the casualty must remain as calm as possible and look for the lifebuoy that may be floating close by. Taking into account that the greatest threat to survival is cold, the casualty should cross their legs and hold the arms tightly together to restrict any movement and consequently the loss of heat. Also, wrist, ankle and neck joints should be closed tightly. A light and a whistle on the lifejacket can be used to attract attention. In most cases, the casualty should not attempt to swim towards the boat, as this will promote the rapid loss of heat and cause exhaustion. In severe conditions, it is better for the casualty to turn their back to the waves in order to keep airways clear of water.

Recovering the casualty:

This is probably the most difficult part of the whole MOB procedure:

- If there is a boarding ladder on your boat and the casualty has the ability to help themselves, this method is probably the safest and most obvious method of recovery
- You should be prepared to give immediate first aid, as the casualty may be suffering from shock and hypothermia. It is also suggested that you check whether the casualty needs professional medical attention.
- In case the casualty is exhausted or unconscious, an improvised lifting gear will be needed. A short strop with a block and tackle rigged on the end of a halyard will help you get the casualty on board.



Rescue from a Sailing Boat

This is a simple way to recover a man overboard. However, continual practise will improve your potential success.

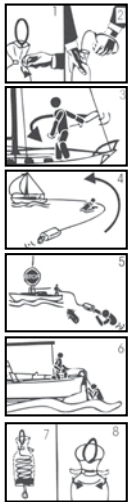
1. Steer yacht into an 'apparent' beam reach (burrgee across the yacht). Allow sea room to manoeuvre and get organised to recover the casualty.
2. Tack and sail on the opposite beam reach so that the casualty is now on the weather bow
3. Approach on a close reach, easing the sheets in the final stages. Remember that leeway will increase as the yacht slows down.
4. It is often easier to come alongside to windward of the casualty

Life link mini, M.O.B. rescue system with 20m rope


The LALIZAS Life-Link Mini, Man Overboard rescue system, is the smallest & lightest M.O.B. Rescue System of the LALIZAS Lifelink range. The extra visible yellow kit bag features a useful user imprinted instructions and contains a 20m of retrieval floating rope, linking the survivor to the rescuer. Suitable to be mounted on any type of rails or even fender holders; it's also useful in cases such as getting a line to a dock, as well as river leisure activities, such as canoeing, rafting, etc because of its compact size.

The Life-Link Mini, M.O.B. Rescue System features a grab loop at both ends, enabling both the rescuer and the survivor to remain attached to the rope. The rescuer loop features a transparent anti-slip plastic cover to provide a firm grasp.

Deployment can be achieved by opening the Life-Link Mini case, so that the rope is able to be released, and then thrown astern by holding the anti-slip plastic loop. Once in water, the boat should circle the person over board allowing the Life-Link Mini to be towed to their aid. Rescue is completed when the person over board is safely grabbed by the life-link, and either is pulled or winched to the boat and hauled on board.



BEST VALUE



*The product is provided without the stainless steel bracket.

Rescue Systems Life-Link

The Lalizas Life-Link Man-Overboard Rescue system is designed to be permanently mounted to the pushpit in it's own soft, easy clean PVC bag. The kit contains 50m of floating line attached to a sturdy buoyant PVC life-sling and a personal retaining clip for added safety. Deployment is achieved by removing the Life-Link, attaching the floating line to a secure point and throwing astern. Once in the water the boat should circle the casualty allowing the Life-Link to be towed to their aid. Rescue is completed when the casualty is safely clipped into the life-link, winched to the boat and hauled on board.

Rescue Systems Life-Link

Watch the video on our channel
<http://www.youtube.com/LalizasSA>

- Contents:
- Rail mounted PVC stowage bag
 - 50m floating line Soft PVC
 - Life-Link with webbing strap



BEST VALUE




How to retie the knot to the Life-Link



1. Put the line through both D-rings and hold steadily the short end. Make a loop with the long end and pass through it the short rope.



2. Then pass the same end under and around the long part and through the loop again



3. To fasten pull together from points A and B

Procedures for repacking the Life-Link MOB



1. To repack the line: Leave 50cm of line outside the bag. Hold with your right hand




2. Measure another 50cm and fold the rope in two to create a "U" shape. Place the folded rope in the inside pocket of the bag.




3. a) Holding the line going to the Life-Link with the right hand, start gathering it creating a zig-zag. The width of the zig-zag should be approx. 20cm.
b) Continue in the same way, until enough line is collected in your hand




4. Place this in the inside pocket gently. Repeat step 3 until all the line is gathered in the pocket in an orderly fashion.



1. Deploy M.O.B. system astern circle casualty until contact is made



2. Confirm casualty is secured in M.O.B. before rescue is attempted



3. Winch casualty slowly to the boat




4. Haul casualty on board.

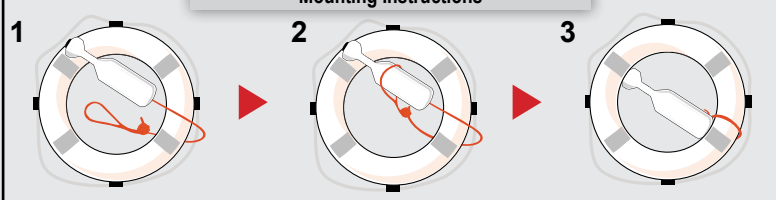
new Encapsulated Life Buoy Rescue line, 30m

Rope Material: PP
Diameter 8mm

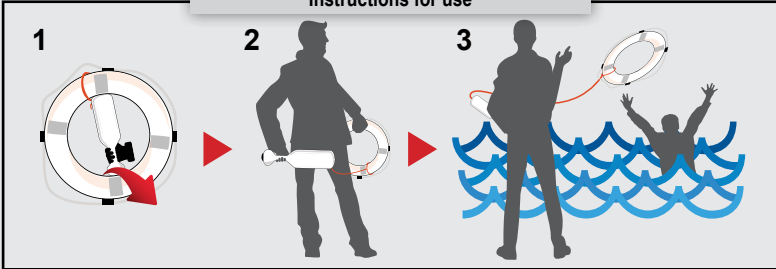
Code.....72190



Mounting Instructions



Instructions for use





Floating Rope, orange

Code	Diameter (mm)	Length (m)	Strength (kg)
90834	6	15	145
94801	6	30	145
90835	8	15	400
70260	8	30	400
90836	10	15	807

Pre-cut



Floating Rope, orange

Code	Diameter (mm)	Length (m)	Strength (kg)
98991*	6	200	100
98992*	8	200	260
98993*	10	200	310

* Sold by linear meter

Safety Ladders

Safety Ladder "Safe Up", M.O.B, 5 steps

Having the dimensions of a small handbag, the brand new waterproof and lightweight Safety Ladder "Safe Up", MOB, 5 Step is an essential piece of safety equipment for every boat. Manufactured with extremely durable materials, it features 5 step made of straps, which are connected together via extra safe stitching; while the additional intermediate vertical strap ensures the complete vertical support of the steps while climbing, avoiding the natural side retreating of the straps during use.

The very last step is also used as the handle for the manual opening, when the ladder is folded and stored. While a special sinker is sewn inside to keep the handle properly accessible from the case in all weather conditions.

The Safety Ladder "Safe Up", MOB, 5 Step feature a Velcro for easy opening, and three adjustable fixing straps that can be easily adapted to the rails or any corresponding mounting point on the boat.




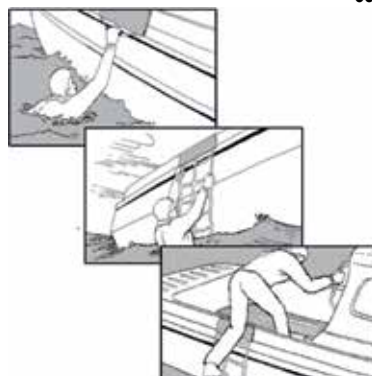
Code.....71684

BEST VALUE



38cm


20cm



185cm

30cm

Safety Ladders

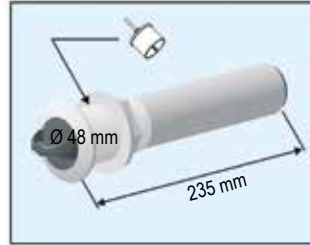


Flushmount Safety Ladder

Helps any crewmember get back on board easily without external help. Suitable for frequent use (during your vacations) or in case of Man Over Board. Consists of 3 polypropylene steps and 1 st. steel handle assembled by a highly resistant line. (bright yellow polyester of Ø 3mm). The Ladder is stored in a polyamide tube with a grey polypropylene cap, for optimum protection and waterproofness. The Man Over Board removes the cap, pulls the ladder down and climbs on board.

- Light
- Easily flushmount mount (like a thru-hull fitting).
- Transom or skirt mount (sail and power boats), just above waterline.

Code.....51558




Safety Harness & Jacklines



Vestype Safety Harness, with chest D-ring

Code....71152



Life-Link Jacklines

These Jacklines, otherwise called jack stays, will keep you securely on board without hindering your freedom of movement. Made of 25mm durable, UV-resistant Polyester strap, the 'Life-link' Jacklines feature two loops to attach it to the boat. Available in yellow colour and five sizes from 6m, to 10m.

Code	20702	20703	20704	20705	20706
Length (m)	6	7	8	9	10
Width (mm)	25				
Colour	White				

Lifebuoy Rings



Non-SOLAS ring lifebuoys

Polyethylene structure. Fitted with a 3 mm grabline

Code	Description	Ø ext. (cm)	Ø int. (cm)	Height (cm)	Weight (kg)	Buoyancy (N)
44666	Filled with polyurethane foam	57	35	9	1,3	88
12010	No foam-filling	57	35	9	0,9	91



GIOVE

SOLAS ring lifebuoys

Code	Description	Ø ext. (cm)	Ø int. (cm)	Height (cm)	Weight (kg)	Buoyancy (N)
38158	Without throwing line	60	40	12	2.5	144

Lifebuoy Ring SOLAS with retroreflective tapes

Designed for pleasure and commercial usage, features an orange, rack hard, cross-linked polyethylene outer shell that will not deteriorate and is unaffected by extreme weather conditions CE approved to SOLAS (L.S.A Code)* by DNV - GL .

Code	70090	70110
Weight (kg)	2.5	4
Drop Height (m)	80	



For a better effectiveness combine the SOLAS lifebuoy ring with the floating throw line (70260) and the SOLAS lifebuoy light (70030 / 71325-6 / 196482).

* The CE approval certificates replace all the National approval certificates of European committee member states (D.O.T-U.K etc).

* L.S.A Code (Life-Saving-Appliances Code): latest amendment of chapter III of SOLAS in force since June 1998. até to 1998



Plastic holder for life ring
Code.....01107 (Set of 3 pcs)



BEST VALUE



new



Set Lifebuoy Ring SOLAS 75cm, Lifebuoy Light 71325, 30m rope, case gray

- Included:
- 1 lifebuoy ring (code 70090)
 - 1 lifebuoy light (code 71325)
 - 30m floating rope, Ø 8mm orange

*Lifebuoy light 70030 / 196482 (not included) can also fit into the case

Code.....72077

BEST VALUE



Height: 85cm
Width: 85cm
Depth: 20cm

BEST VALUE

Set of Lifebuoy Ring Case, with 70090 Lifebuoy Ring & Floating Rope


70090 Ring & 30m Floating Rope

Code...71285



Mounting Kit Included

BEST VALUE



Base Dimensions: 30x30cm
Pole Height: 150cm

Deck Pole Base for Lifebuoy Ring Case

Code...71286



Lifebuoy Ring Container
Container alone
Dimensions: 84 x 108 x 31 cm (H x W x Depth)
Code...40212

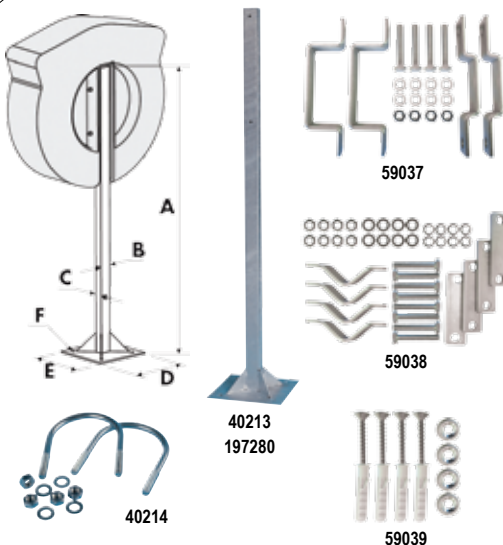


Container with door for Lifering buoy Ø 60 or 75 cm
Features a transparent round opening to check the presence of the buoy.
Dimensions: 90 x 90 x 22 cm (H x W x Depth)
Code...196992



Container supplied empty. Buoy should be ordered separately.

Accessories for mounting



Description	Pole Kit for lifebuoy container		Mounting kit for Ø 6cm rail*	Mounting kit for rail*	Wall mounting kit (bolts + screws)
	Pole	Mounting Kit For Pole			
For standard container model	40213		40214	-	59039
For container with door	197280	59037	-	59038	

*(banister and jetty balustrade)

Code	Model	A (cm)	B (cm)	C (cm)	D (cm)	E (cm)	F (drilling)
40213	Standard container	150	6	4	30	30	Ø 1,5cm
197280	Container with door	200	10	5	25	25	2,3 x 1,1 (oblong hole)

BEST VALUE



Lifebuoy Ring, No 45 with rope

Ext.Diam. 420mm
Int.Diam. 210mm

Code.....63219



Mooring Ring with 30m rope

Designed for the retrieval of MOB, the ring is moulded in PVC, weighing only 250gr and is tied to a 30m floating rope.

Dimensions:
Ext.Diam. 17,5cm
Int.Diam.10,5cm

Code.....20693



Holder for lifebuoy ring & light

Glass-reinforced plastic.
Fits easily on any rail Ø 18 to 25 mm.

Code.....45185

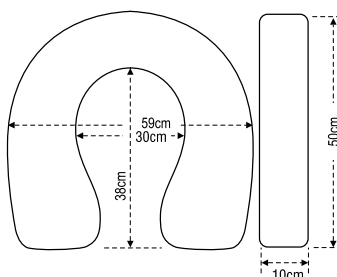
Horseshoes Lifebuoy

USEFUL HINTS

Like all MOB Lifebuoy products, the Horseshoe Lifebuoy should be positioned, so as to be easily accessible and be thrown quickly to a man overboard. Furthermore, horseshoe lifebuoys should be equipped with whistle, lifebuoy light with continuous or strobe light (check the batteries regularly) and a drogue to avoid the MOB casualty drifting away from the point of fall. Lastly and especially for offshore sailing, it is recommended that you use a dan buoy, which can be seen 2m above the water, which will further indicate the position of the MOB casualty.



BEST VALUE



Horseshoe Lifebuoy "Quick RD", 145N

The new Lalizas horseshoe lifebuoy is made of polyester with PVC backing. It is waterproof; its fabric doesn't fade, while it is highly resistant to UV radiation. For storing this lifebuoy you can use the horseshoe bracket (20580), where the lifebuoy light M.O.B (70030) can be also mounted. The "Quick Fit" horseshoe cases (70018 & 70019) are ideal for its storage. It is available in three colours, orange, yellow and white.

Code	70162	70164	70165
Colour	Yellow	Orange	White

new



BEST VALUE

Set Horseshoe Lifebuoy 'Quick RD' orange, Lifebuoy Light 71325, 30m rope, case gray

- Included:
- 1 horseshoe lifebuoy "Quick RD" (code 70164)
 - 1 lifebuoy light (code 71325)
 - 30m floating rope, Ø 8mm orange

*Lifebuoy light 70030 (not included) can also fit into the case

Code.....72078

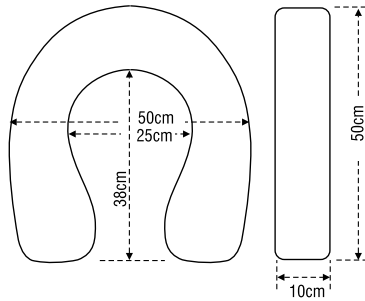


Horseshoe Case "Quick Fit", size 1

The "Quick Fit" case is suitable for storing the "Basic I" Horseshoe Lifebuoys. It is made of Polyester fabric, of 0.33mm thickness, with PVC backing, which makes the case waterproof, protecting the lifebuoys from most weather conditions. The case features a quick Velcro open - close system and straps for mounting the case on your boat's rails. Its design allows you to store the lifebuoy light as well. It is available in white & yellow colour.

Code	70018	70019
Colour	White	Yellow

BEST VALUE



Horseshoe Lifebuoy "Basic I", 140N

Horseshoe Lifebuoy "Basic I" consists of a flexible zipper cover and features a plastic clip fastening. It is available in one size and in three different colours white, yellow and orange.

Code	20530	20540	20550
Colour	Orange	White	Yellow

Stainless Steel Horseshoe Bracket with light holder

The Lalizas stainless steel horseshoe bracket can be easily installed on any kind of vessel. Its fixing system allows horseshoe and lifebuoy light to be easily removed in case of emergency.



Code.....20580



BEST VALUE



Holder for Lifebuoy Ring & Horseshoe

This holder is ideal for placing and storing your ring or horseshoe lifebuoy. It comes with a plastic holder, which makes it easy to mount onto your boat's rails. It is made of stainless steel and comes with a small elastic stretch cord for keeping the ring or lifebuoy steady on the holder. You can also store the lifebuoy light since it features plastic clips on the base of the holder.

BEST VALUE

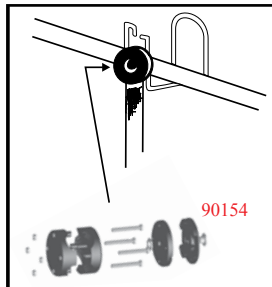
Code.....95733



BEST VALUE

Holder for ring or horseshoe life buoy

Code....20707*



90154

* Set of connector & rail mounts 90154 are not included



Rail Mount for lifebuoy light

Code..... 20581

BEST VALUE



Connector Paralell, for fenderbaskets

Code.....90163

BEST VALUE



Set of Connector & Rail mounts for fenderbaskets

Code..... 90154

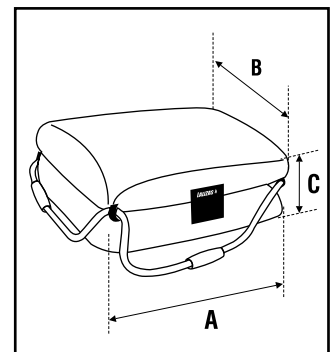
Life Saving Apparatus



Life Saving Apparatus - "Cushion Type"

- For use on sail or motor boats
- Made of a durable nylon outer shell and inner layers of polyethylene
- Complete with all round rope Lifeline
- Lightweight and doubles as a cushion
- Available in 3, 4 and 6 person models
- High visibility orange
- Approved to EEP. Approval number: 4232/24/01

Code	70270	70271	70272
Persons	3	4	6
A (cm)	40	52	46
B (cm)	50	47	70
C (cm)	29	25	36



ADVISOR

The Regulations:

Before using life saving apparatus, you should always be aware of the marine safety regulations applicable to your country or those of the country you are visiting. In Greece, life saving apparatus is obligatory safety equipment.

Use:

Buoyant safety equipment is used on a boat as a means of rescuing persons in the water. They can be used instead of a Liferaft, (depending on the country) should the crew need to abandon the vessel or in case of a man over board situation.

Instructions of Use:

The buoyancy apparatus should be thrown into the water towards the casualty requiring the most help. They should hold on to the special handles fixed to the ropes on the apparatus. Under no circumstances should the apparatus be loaded above the stated capacity, as its effectiveness will be impaired.

Storage / Maintenance

Storage:

A hard buoyancy apparatus should be placed in an easily accessible location on the boat and should be clear of obstacles at all times. The "Cushion Type" buoyancy apparatus may also be used for seating.

Maintenance:

Do not allow the buoyancy apparatus to come into contact with high temperatures, fire or sharp objects. Rinse with clean water after use.

Replacement: In case the apparatus or part of it is broken or torn because of bad storage or maintenance, the product should be immediately replaced.

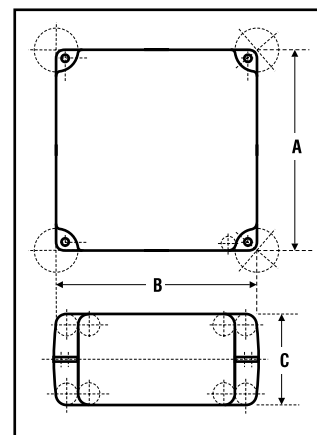
A buoyancy apparatus, as simple as it may be, can be proved very valuable at time of an emergency.



Life Saving Apparatus (Plastic)


- For use on sail or motor boats
- Outer cover made of high strength polyethylene with an inner polystyrene filling
- Complete with all-round rope lifeline
- Available in 4, 8 and 12 person models
- High visibility orange
- Approved to EEP. Approval number: 4232/46/00

Code	70131	70133	70135
Persons	4	8	12
Volume (lt)	80	151	252
Weight (kg)	5	11	18
A (cm)	55	76	100
B (cm)	55	76	100
C (cm)	25	25	25



Visual Signals & Reflectors

new

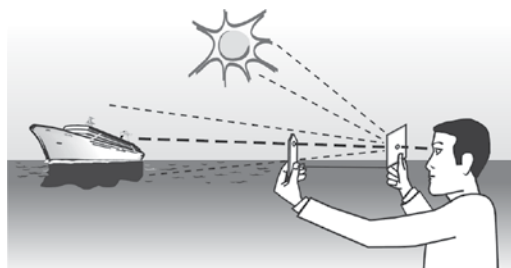


72075

72076

Radar reflector, Tube type

Code	Description	Length (cm)	Diameter Ø (cm)
72075	for sailboat	58	5
72076	for powerboat		



Signalling Mirror 7x7cm

Code.....56570

INSTRUCTIONS OF USE

1. Hold foresight in left hand with arm fully extended
2. Hold the signalling mirror in right hand toward the sunlight, facing the back of the mirror
3. Align the holes of the foresight and the mirror on the target
4. Move mirror until the reflection of the sun from the mirror can be seen on the foresight and a shadow point appears in its hole
5. The ray is now directed at the target




BEST VALUE



Reflector

Made of light alloy. Provided with head plastic protection. Folding model for easy storage when not required. Single packing in a plastic bag.

Code	Description	Dimensions(mm)
97638	STANDARD 12"	215x215x300
97639	R.O.R.C 16"	300x300x415
35000	R.O.R.C 18"	340x340x470



Motoring Cone

This signal should be displayed on sailing boats, when travelling under power. Indicates use of motor on a sailing boat. Folds flat.



Anchor Ball

Internationally recognised daytime signal used by boats when at anchor. Made of tough polypropylene. Folds easily for storage.

Signalling mirror

One of the most reliable, effective signalling devices : features an aiming spot to assist you in flashing in the intended direction. Ø 86 mm.

Code	Dimensions (mm)
16206	350x340
39552	470x330

Code	Diameter (mm)
16185	300
39553	350

Code....27177

Sound Signals



SOUND SIGNAL	MEANING
•	Altering course to STARBOARD
••	Altering course to PORT
•••	Going Astern
••••	Identifying signal of a Pilot vessel
••••• (at least 5)	Uncertainty, danger of collision with another boat
	Boat approaching the turning point of channel or river
	Response signal from a boat approaching the opposite direction of the channel's or river's turning point
	Power boat
	Power boat at sea, but standing by
••	Boat not under command, boat with limited maneuverability, either anchored or not, boat restricted by its draught, boat under sail, anchored fishing boat, boat that towing or propelling another boat
•••	Towed boat (or the last manned towed boat, in case there are more than one)
•	Intentions of passing from the starboard side of your boat (***)
••	Intentions of passing from the port side of your boat (***)
• •	Response signal from a boat to be passed, provided that agrees with the passing movement. (***)
•••• ••••	SOS signal using sound or visual communication devices

(***) : They apply to narrow channels or rivers
 • : Short blast (about 1sec of duration)
 |||| : Longe blast (about 4-6sec of duration)



Complete Units in Blister Packing

Signal Horn 380ml Acoustic range approximately 1500 m.



Fog Horn Head Only

Code.....10031



Refill Horn Canister

Code.....10032



SignalHorn & Refilling Canister in Blister Pack

Code.....10033



1. Install horn by screwing it on the pressurised container



2. To operate press down the horn



3. Signal horn must always be used in upright position



4. Do not store the pressurised container in direct sunlight. Do not expose to temperatures exceeding 40°C. Do not pierce or burn, even after use.

Nautical Whistle

Commercial grade, non corrosive, pea-less marine whistle. Manufactured in accordance with SOLAS 74/83. Approvals: EC-Type Certificate ISO 12402-8 & 7 Parts, PRS



Code.....70010 70020
 Colour.....Blue Orange



Mega Horn

Whatever the use the Mega Horn is bound to be heard. The sound produced measures at least 105 D.B. Available in red, it comes complete with a counter merchandising display box. Floating, non-corrosive. and friendly to the environment. Available in showcases of 12pcs.

Code.....10040



Megaphone with Siren
 - Diameter: 200mm
 - Length: 350mm
 - Power: 20W
 - Sound Coverage: 400m approx.
 - Function: Talk/Siren (or Music)
 - Batteries: 6D
 - ABS Housing

Code..... 90168



Fog horn
 Highly resistant polyamide.
 Length: 30 cm Ø 8 cm
 Code.....16183

Retroreflective Tape



Reflective Tape "KIT 16"
 16 reflective stripes. Length: 15 cm
 Code.....44095



Reflective Tape "KIT 4"
 4 reflective stripes for life ring. Length: 42 cm
 Code.....44096

BEST VALUE



Retro reflective Tape - SOLAS, 40m (ROLL)
 Retroreflective tape to SOLAS (L.S.A Code). Length 40m.
 Code.....70180



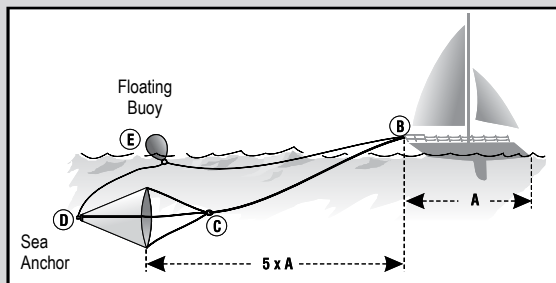
Retroreflective Tape - SOLAS - Set of 6 pieces - 5x10cm
 Retroreflective tape retail pack to SOLAS (L.S.A Code) by Lalizas. Six 10cmx5cm self adhesive strips per pack. May be sewn.
 Code.....70190

Sea Anchors - Drogues

ADVISOR

Use: A Sea anchor, also called a drogue, is an essential part of your boat's safety equipment. They are used to slow down your boat or liferaft when you are facing strong winds or heavy seas. Moreover they will ensure your boat turns so as to face into or away from the waves. A sea anchor can also be used to keep your boat as stationary as possible and not be affected by the wind, very useful when you are fishing or swimming in waters too deep to anchor.

Instructions of use : Made of strong-coated PVC, the drogue is open at both ends and includes lines that create two loops at the front and one loop at the end. The sea anchor (drogue) is tied to the boat's bow (B) with the use of a rope, which should be of at least five (5) times the boat's length (A). Tied to the bow of the boat, the rope is passed through the two loops of the drogue's front lines, creating a tight knot (C). The larger the size of your drogue (larger opening), the bigger its effectiveness will be. In order to pull the drogue out of the water you should tie a second rope at the end loop of the drogue (D) - pulling this rope will allow the drogue to be pulled out of the water. To warn and prevent other boats from running over the ropes of your drogue, you may use a floating buoy (E) that may be tied to the secondary rope. Drogues should never be used for permanent anchorage.

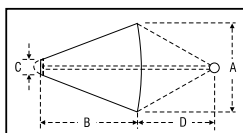


Professional Sea Anchors - Drogues

Lalizas has designed the Professional Sea Anchor (Drogue) especially for use on large boats and under harsh conditions. The fabric is 200D polyester coated on both sides with 0,45mm PVC. Lalizas Professional Sea Anchors are immensely strong using 40mm, UV resistant, webbing terminating on a 6mm x 60mm Inox connecting ring. Lalizas drogues are supplied in a safety yellow colour, packaged in a handy, tough storage bag.

Sea Anchor (Drogue)

Made of strong coated PVC with continuous webbing inside, for added strength. Suitable for boats between 4,5-12m.



ATTENTION: This is a very general guide and there may be variations based on the weight, keel of the boat, even on the intended use of the sea anchor etc. Your choice should not be based only on the guide.



Boats Length	Code	A(cm)	B(cm)	C(cm)	D(cm)
15m (49ft)	10240	200	165	20	160
18m (59ft)	10241	250	210	25	200
21m (69ft)	10242	300	250	30	240

BEST VALUE

Boats Length	Code	A(cm)	B(cm)	C(cm)	D(cm)
4,5m (15ft)	10071	50	55	8	64
6m (20ft)	10072	65	75	10	70
7,5m (25ft)	10073	125	125	17	125
9m (30ft)	10074	135	142	20	125
12m (40ft)	10075	190	145	20	130

SOLAS Lights



Personal Safety Lights

Lifejacket LED Flashing Light
"Safelite II" water activated ON-
OFF, L.S.A.Code

Code.....71209



Blister
Code.....712091



Hole Puncher For
71209
Code.....71215



Base for Lifejacket
Flashing Light 71209
Code.....71214

- SOLAS Certified Product
- LED Flashlight Technology
- Water Activated
- Inspection friendly label
- Functions only when in-water*

* Guarantees protection against the unnecessary use and battery loss, out of the water.



0098

BEST
VALUE

"Safelite II" Functions

- 1. WATER ACTIVATED AUTO-ON:** The Safelight II is activated automatically, when it comes in contact with water
- 2. MANUAL-OFF (In-Water Function Only):** While in use, by pressing the ON/OFF button the Safelight II will switch-off, to save battery
- 3. MANUAL-ON (In-Water Function Only):** While switched-off, by pressing the ON/OFF button, the Safelight II will switch-on

Technical Specifications

- Small size and lightweight compact design
- Extra powerful LED light, for lower consumption and longer life
- Quick and easy installation with two moves
- Fits and locks with every 20-40mm lifejacket belt, providing security & stability against sudden panic moves
- Lithium battery with 5 year lifetime, from the indicated production date and more than 8 hours of continuous use
- Made of durable plastic
- Waterproof, shielded via ultrasound welding and Epoxy Resin, for extra safety





Code.....71326

LALIZAS Lifebuoy Light SOLAS/MED-ATEX/IECEX

LALIZAS Lifebuoy Light use LED technology flashing light and is designed to withstand the toughest rigours of the commercial and offshore sectors. It is completely watertight with a compact structure and designed to be tamper proof, corrosion resistant and to deliver, as a minimum standard, an omnidirectional over 2cd output for at least 2 hours. The LALIZAS Lifebuoy Light SOLAS/MED-ATEX/IECEX is specifically designed to be highly resistant to accidental damage onboard. Meeting full SOLAS and EC MED approvals, it is also approved to both ATEX and IECEX standards making it the only choice for hazardous installations such as offshore oil rigs, gas and oil tankers. (for use in hazardous zones 0,1 and 2)

Specifications

- SOLAS/MED approved
- Intrinsically safe, for use in all potentially explosive zones
- No maintenance or replacement batteries are required
- Compact size
- Advanced LED technology for low consumption and enhanced reliability
- ATEX & IECEX Intrinsically Safe Approvals
- Five year life time
- Supplied complete with bracket & 1m Lifebuoy Lanyard
- Mounting bracket With Easy fitting in all locations

SOLAS Lights



LALIZAS Lifebuoy Light SOLAS/MED

LALIZAS Lifebuoy Light use LED technology flashing light and is designed to withstand the toughest rigours of the commercial and offshore sectors. It is completely watertight with a compact structure and designed to be tamper proof, corrosion resistant and to deliver, as a minimum standard, an omnidirectional over 2cd output for at least 2 hours.

Specifications:

- SOLAS/MED approved
- Five year life time
- No maintenance or replacement batteries are required
- Supplied complete with bracket & 1m Lifebuoy Lanyard
- Compact size
- Mounting bracket with easy fitting in all locations
- Advanced LED technology for low consumption and enhanced reliability

Code.....71325



The 71325 & 71326 holding base can be self mounted or combined with "Store All" support's



99824
Rail Support Base
for "Store-All"
Cases - Graphite



99826
Fixed Mount Support
Base for
"Store-All" Cases -
Graphite



new



STELLA Lifebuoy LED Light SOLAS

Floating lifebuoy light with high-visibility LED light
 Very compact lifebuoy light, low power consumption.
 LED-type flashlight, operates with one R20 alkaline battery. 360° arc of visibility.
 Dimensions : 160 x 80 x 80 mm.
 Weight : 90 g. (without battery).
 • Light intensity: 2 cd
 • Duration: Approx. 8 hours at 60 flash/minute
 • Battery: 1 x R20 battery

Code.....196482



Clip Holder for STELLA Lifebuoy Light

Fits any tube or rail, horizontal or vertical Ø 20 to 30 mm. Screws not included.

Code.....45184



SOLAS Lights



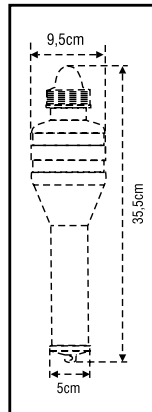
Lifebuoy Light M.O.B (LSA Code)

This lifebuoy light complies with the L.S.A code capable of burning continuously with a luminous intensity of not less than 2cd in all directions of the upper hemisphere for a period of at least 2h (at white colour). CE approved to SOLAS (L.S.A Code)* by Bureau Veritas*.

Code....70030



1463



Spare bulb for lifebuoy light



Blister Bulb
 4,8V/0,75A, E10
 Code....30650



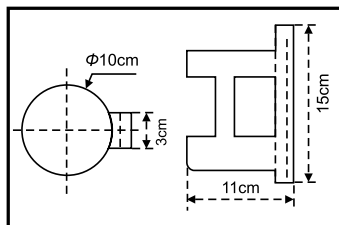
Bulb 4,8V/0,75A, E10
 Code....00757

Lifebuoy Light Holder

High quality black polycarbonate lifebuoy light holder. Designed to hold the light vertically in the 'off' position and provide easy removal in emergencies.



Code....70000



Spring Clip
 Code....50530



BEST VALUE

Rail Mount for lifebuoy light
 Code..... 20581



MORE THAN 130 SERVICE STATION AROUND THE WORLD

SOLAS Life rafts



LALIZAS Liferaft SOLAS OCEANO, Throw Over-board Type

Lalizas Oceano Liferafts, ideal for use on board commercial vessels engaged on international voyages.

- 6, 8, 10, 12, 15, 20, 25, 30 & 35 person
- Pack A & Pack B
- Throw overboard

- Deck Cradle included in the box
- Stowage Height up to 36m (Painter line up to 46m)

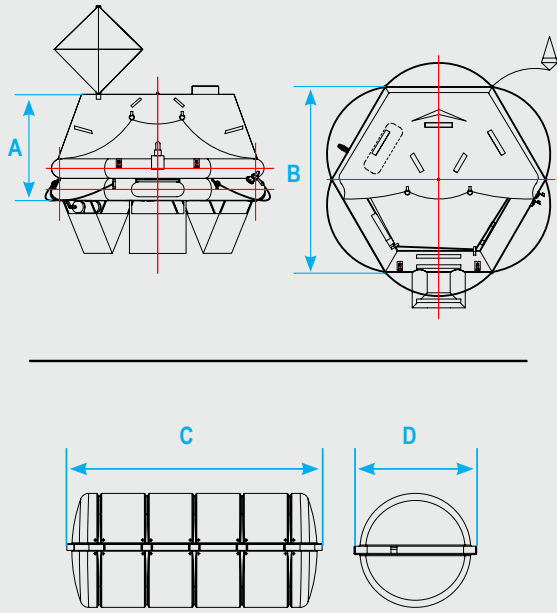


0098



SOLAS/MED (Maritime Equipment Directive 96/98/EC as last amended). Certified as Items A.1/1.12 Inflatable Liferafts and tested per the applicable Standards, as stated within the frameworks of the MED Directive, i.e. SOLAS 74 as amended, i.e. Reg.III/4, Reg.III/13, Reg.III/21, Reg.III/26, Reg.III/31, Reg.III/34 and X/3, LSA Code I and IV, IMO Res. MSC.81(70), MSC.207(81), MSC.218(82), MSC.226(82), MSC.295(87), MSC/Circ.811, 1994 and 2000 HSC Code 8.

6 Persons



0098

Code	Persons	Pack	Dimensions (mm)				Cradle Dimensions (mm)
			A	B	C	D	
79867	6	A	1200	2104	1090	615	600 x 560
79903		B			1045	545	

List of Equipment:	Amount	
	SOLAS Pack A	SOLAS Pack B
Portable buoyant bailer	"(Up to 12 persons) 1 pc (More than 12 persons) 2 pcs."	"(Up to 12 persons) 1 pc (More than 12 persons) 2 pcs."
Sponge	2	2
Buoyant paddles	2	2
Whistle	1	1
Waterproof torch (with separate battery and bulb)	1	1
Signalling mirror	1	1
Anti-seasickness pills, per person	6	6
Seasickness bag, per person	1	1
Red hand flares	6	3
Red parachute flares	4	2
Repair kit	1	1
Bellow	1	1
Operational manual	1	1
Survival at sea - Instruction Manual	1	1
Table of the life-saving signals	1	1
Log Book	1	1
First-aid kit	1	1
Orange Smoke Signals	2	1
Food ration, per person	10000kJ	-
Fresh water, per person	1,5L	-
Sea-anchor	2	2
Tin opener	3	-
Fishing tackle	1	1
Radar reflector	1	1
Thermal protective aids	2	2
Drinking cup	1	-
Buoyant rescue quoit	1	1
Safety Knife	"(Up to 12 persons) 1 pc (More than 12 persons) 2 pcs."	"(Up to 12 persons) 1 pc (More than 12 persons) 2 pcs."



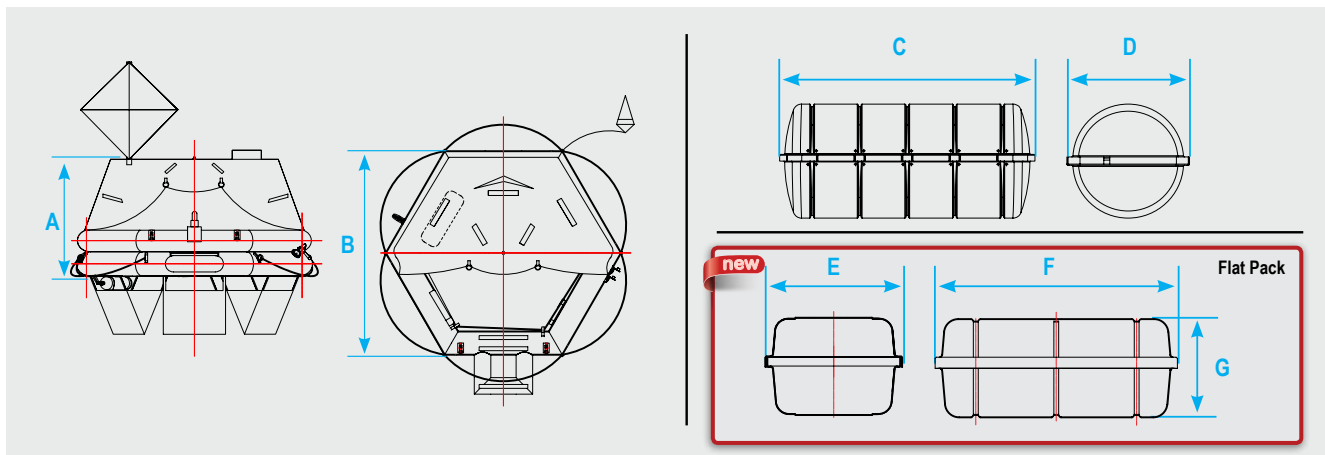
LALIZAS
OCEANO



0098



8, 10, 12 & 15 Persons



Code	Persons	Pack	Dimensions (mm)							Cradle Dimensions (mm)
			A	B	C	D	E	F	G	
79868	8	A	1250	2390	1090	615	-	-	-	600 x 560
79880		Flat - A			-	-	564	994	405	
79904		B			1045	545	-	-	-	
79869	10	A	1400	2694	1230	630	-	-	-	
79905		B			1090	615	-	-	-	
79870	12	A	1500	2924	1230	630	-	-	-	
79882		Flat - A			-	-	664	1044	405	
79906		B			1090	615	-	-	-	
79871	15	A	1600	3238	1285	670	-	-	-	600 x 660
79907		B			1230	630	-	-	-	600 x 560



HAMMAR H20 Hydrostatic Release for Life Rafts (USCG&EC Approved SOLAS)

The Hammar H20 is a hydrostatic release unit designed to fit life rafts of all shapes and sizes (from 6 up to 150 persons). It is made of glass fibre reinforced nylon, which prevents it from corrosion. The Hammar H20 can be released at any angle and needs only the required water pressure to be activated (1,5 - 4,0m depth). It's safe, reliable and simple design has made it renowned and earned more worldwide approvals than any other unit.

- Simple to install and clearly marked with the expire date
- No spare parts or service required
- Must be replaced after two years

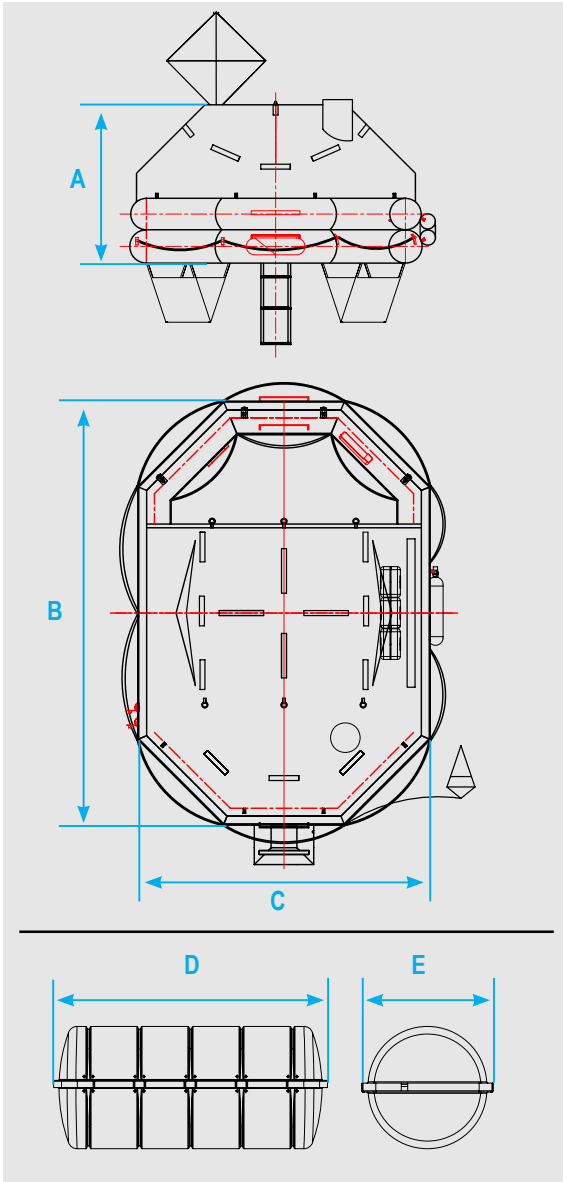
Code.....70290



Lashing with Hook (Big)

Code.....71892

20, 25, 30 & 35 Persons



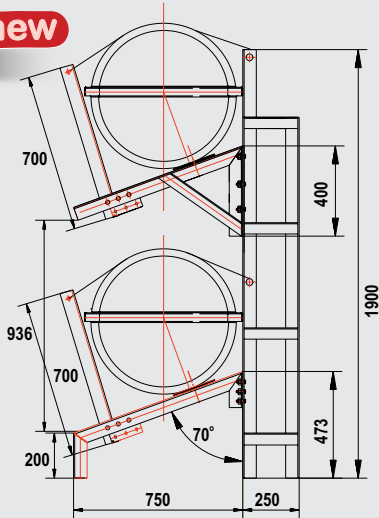
0098



Code	Persons	Pack	Dimensions (mm)					Cradle Dimensions (mm)
			A	B	C	D	E	
79873	20	A	1600	4304	2974	1335	696	600 x 660
79909		B				1285	670	600 x 560
79874	25	A	1650	4894	3194	1490	757	1000 x 710
79910		B				1335	696	600 x 660
79875	30	A	1700	5384	3414	1700	765	1000 x 710
79911		B				1490	757	600 x 660
79876	35	A	1750	5899	3568	1700	765	1000 x 710
79912		B				1490	757	600 x 660

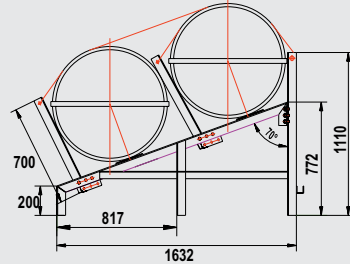
new

Dimensions are in mm



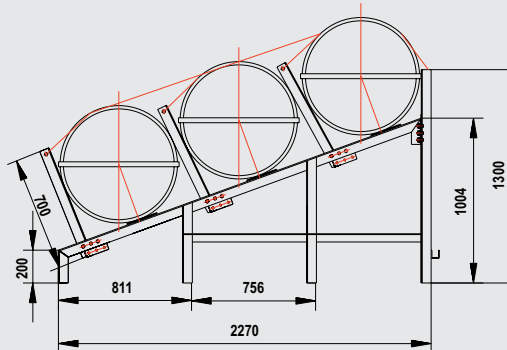
Vertical Cradle for SOLAS OCEANO, 2-tier, 6-25(A), 6-35(B)

Code.....72119



Cradle for SOLAS OCEANO, 2-tier, 30-35(A)

Code.....72136



Cradle for SOLAS OCEANO, 3-tier, 6-25(A), 6-35(B)

Code.....72120

new

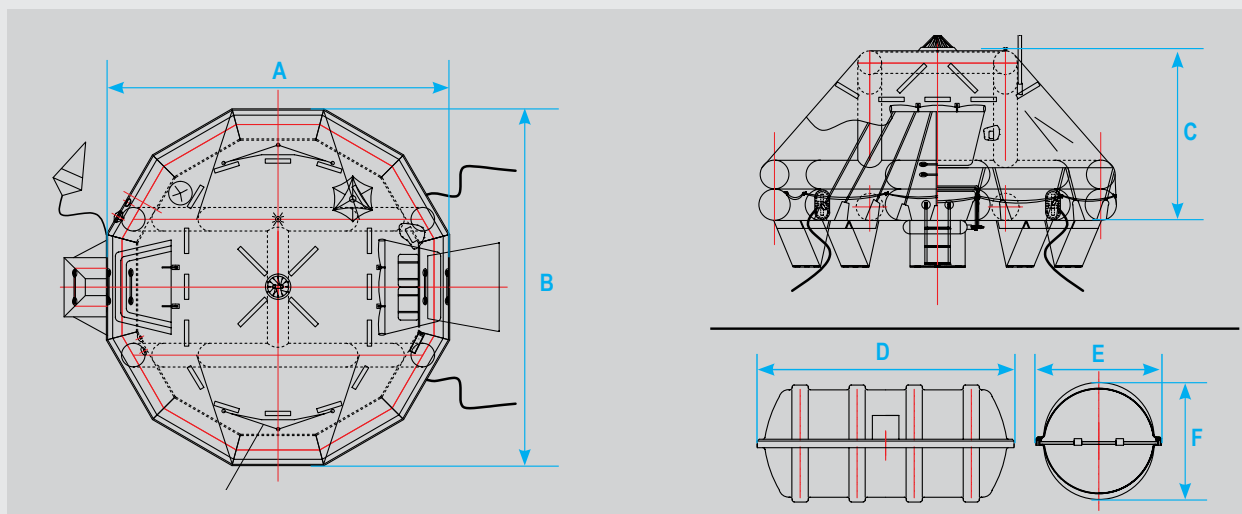


LALIZAS Liferaft SOLAS OCEANO, Davit-Launched

LALIZAS OCEANO Davit-Launched Liferrafts can be used at all kinds of vessels, providing safe evacuation from the vessel's deck.



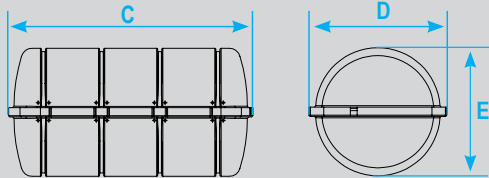
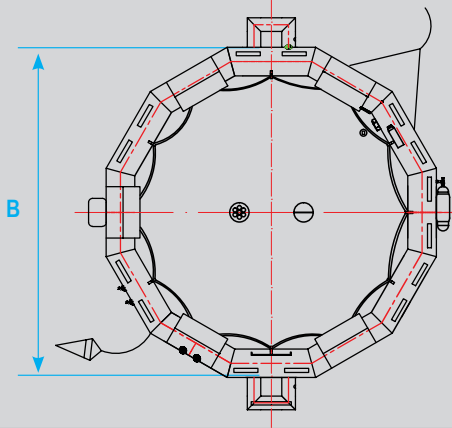
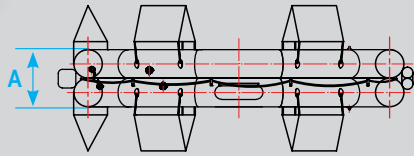
15, 20 & 25 Persons



Code	Persons	Pack	Dimensions (mm)						Cradle Dimensions (mm)
			A	B	C	D	E	F	
79883	15	A	3220	3310	1550	1350	700	660	600 x 560
79887		B				1285	670	575	
79885	20	A	3715	3815	1850	1470	750	710	600 x 660
79888		B				1350	700	660	600 x 560
79886	25	A	4065	4225	2000	1680	770	710	600 x 660
79889		B				1470	750	710	

new

25 & 30 Persons



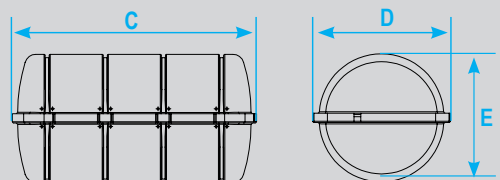
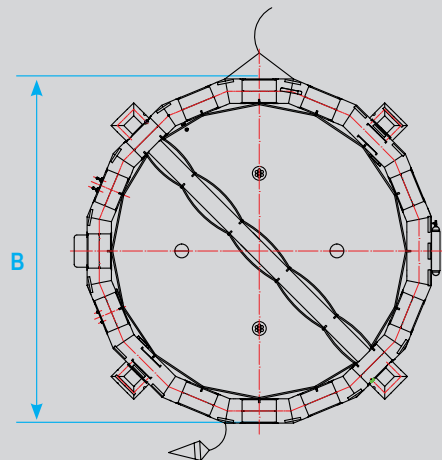
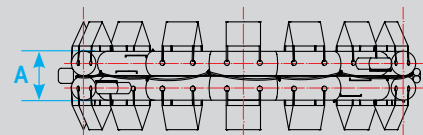
LALIZAS Liferaft OCEANO, Open Reversible Type

LALIZAS OCEANO Open Reversible Liferrafts are ideal for passenger ships operating in inland or coastal waters.



Code	Persons	Pack	Dimensions (mm)					Cradle Dimensions (mm)
			A	B	C	D	E	
79898	25	HSC	712	4114	1090	615	530	600 x 560
79899	30		746	4474	1230	630	550	

50 & 65 Persons



Code	Persons	Pack	Dimensions (mm)					Cradle Dimensions (mm)
			A	B	C	D	E	
79900	50	HSC	854	5680	1490	757	678	600 x 660
79901	65		914	6434	1700	765	680	

Life rafts ISO-RAFT CE ISO 9650-1

Lalizas ISO liferafts are available in 4 to 12 person versions, are fitted with a single floor as standard and are designed to be extremely safe. The ISO RAFT combines, compact size and structural integrity with proven liferaft design. The LALIZAS ISO RAFT is automatically inflated by a 12-meter painter line and its inflation system provides enough gas to inflate all the buoyancy chambers. The main body of the liferaft consists of two buoyant chambers inflated through a non return valve ensuring the flotation of the liferaft.

Each chamber is capable of fully supporting the raft with its maximum number of occupants. The ISO RAFT is manufactured and tested according to ISO 9650-1 & ISO 9650-3 standards as last amended for Safety, and offers highly visible, stable, sheltered conditions for the occupants.

It can be packed either in a canister or in a waterproof valise. The LALIZAS ISO-RAFT Inflatable Liferaft Series is initially certified by Polish Register of Shipping-1463 and furthermore approved by the Maritime Authority of the Country of Destination in case it is needed.



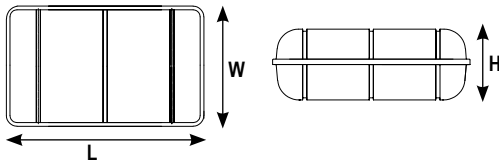
LALIZAS
ISO~RAFT



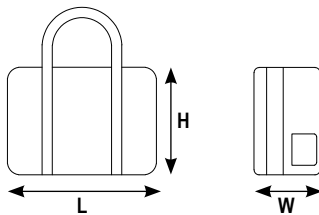
Canister



Valise



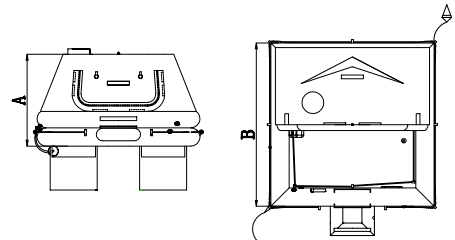
Code	78800	78810	78820	78830	78840
Persons	4	6	8	10	12
Container	Canister				
Total Weight (kg)	38	42	50	56	62
L (mm)	760	760	770	820	920
W (mm)	480	480	550	570	570
H (mm)	330	330	345	355	340



Code	78850	78860	78870	78880
Persons	4	6	8	10
Container	Valise			
Total Weight (kg)	32	36	38	45
L (mm)	680	710	710	800
W (mm)	400	420	420	470
H (mm)	250	280	280	300

12 YEARS GUARANTEE

LALIZAS ISO-RAFTS carry our fully transferable 12 year fabric and seam guarantee. This is your assurance of our commitment to quality and complete customer satisfaction. This guarantee applies under certain conditions to all ISO life rafts, provided they are inspected by an authorized Lalizas service station. The first inspection of the liferaft should be 2 years after installation or 3 years within manufacturing date.



Μοντέλο	Diamensios (mm)	
	A	B
ISO-RAFT 4	1170	1634
ISO-RAFT 6	1200	1956
ISO-RAFT 8	1250	2224
ISO-RAFT 10	1300	2458
ISO-RAFT 12	1350	2667

Features & Specifications

1. Thermally insulated floor
2. International orange, self erecting canopy with retro-reflective tapes
3. Twin independent buoyancy tubes containing safety valves
4. Rain water collection gutter
5. Ventilation and observation port
6. Fully closeable entrance flap with ziptape. The 10 to 12 person versions also include an additional entrance.
7. External, internal lifelines and righting device suitable for handling even by one person
8. Comprehensive international service centers
9. Operating temperature -15° C to + 65° C
10. Stowage max height: 6m above sea level

Standard Equipment

1. Portable buoyant bailer (1pc)
2. Sponge (2pcs)
3. Pair of buoyant paddles (1pc)
4. Whistle (1pc)
5. Waterproof torch /separate battery /bulb (1pc)
6. Signalling mirror (1pc)
7. Anti-seasickness pills/per person (6pcs)
8. Seasickness bag/per person (1pc)
9. Red hand flare (in accordance with SOLAS LSA Code Chapter III, 3.2) (3pcs)
10. Red parachute flares (in accordance with SOLAS LSA Code Chapter III, 3.1) (2pcs)
11. Repair kit (1pc)
12. Bellow (1pc)
13. Operational Manual (1pc)
14. Table of the life-saving signals (1pc)
15. Log Book + Immediate actions Card (1pc)
16. Mooring Ring with 30m rope (1pc)
17. Safety knife connected to the liferaft, buoyant, fixed blade, rounded tips (1pc)
18. Floating anchor with 30m rope (1pc)

new

THE BRAND NEW LEISURE-RAFT


BY **LALIZAS** 



Ideal for in-shore boating, the **LALIZAS LEISURE-RAFT** is ideal for those that don't need a full feature liferaft. Offering those travelling, the smallest, lightest and most inexpensive liferaft in the market.

The **LALIZAS LEISURE-RAFT** with its light weight allows for easy deployment, and the compact size makes storage easy in the smallest spaces.

PRODUCT DETAILS



Code	72200	72202	72201	72203
Persons	4	6	4	6
Description	with canopy		without canopy	
L (mm)	2004	2443	2004	2443
W (mm)	2004	2443	2004	2443
H (mm)	1170	1170	1200	308

- Standard Equipment**
- 20 ft. (6m) Painterline
 - Hand Pump
 - Sea Anchor
 - Raft Knife
 - Pressure Relief Valve
 - CO2 Inflation System
 - Water-Activated Locator Light
 - 2 Ballast Bags
 - 1 case




Internal & External Liferaft Lights

The set of internal and external liferaft lights consists of a flashing external light and a steady internal light. The external light provides luminous intensity greater than 4.3cd for at least 12 hours, while the internal light provides luminous intensity not less than 0.5cd for someone to read for at least 12 hours. These liferaft lights can be activated either automatically, when the liferaft is deployed or manually by using the battery's (code 50003) ON/OFF button. The product should be kept in a dark, clean and dry area and stored without being compressed.



Code...50002

BEST VALUE



Lithium Battery for Liferaft Lights, (3V x 2pcs), 6V

- Consists of 2 Lithium batteries
- Battery type: AAA:D
- 5 years battery expiration from the date of production
- PVC Insulated cables
- Waterproof since it is sealed with epoxy resin
- Pull off activativity plastic pin

Code...50003

BEST VALUE



Liferrafts



Liferaft LED flashlight

Code...71217

AA Alkaline 1,5V x 2pcs (batteries not included)

BEST VALUE




Mooring Ring with 30m rope

Designed for the retrieval of MOB, the ring is moulded in PVC, weighing only 250gr and is tied to a 30m floating rope.

Dimensions:
Ext.Diam. 17,5cm
Int.Diam. 10,5cm

Code.....20693



Floating, flexible bailer
length 190mm x width 135mm

Code...16207



Adjustable stainless steel Liferaft support base

min 810x415x225mm
max 930x415x225mm

Code...70620



BEST VALUE

Overpressure valve for life rafts

Code...56390



BEST VALUE

Valve for Flexible Water Tanks

Code..... 02022



Liferaft support base,

Code...44838

First aid Kit - non SOLAS



Code....56880

- Anti-Angina Preparations
- Anti-Emetics
- Analgesics – Antipyretics
- Analgesics – Anti-Inflammatory Preparation
- Antiseptic Hydro Peroxide
- Burn Preparation
- Cannula for mouth to mouth Resuscitation
- Adhesive elastic bandage
- Sterile Gauze Compresses
- Cotton
- Adhesive Dressings
- Sterile Pressure Bandages
- Adhesive Sutures
- Adhesive Tape
- Sterile Gauze with water & vegetable oils for burns
- Scissors

First Aid Kit SOLAS 74, For Life Boats - Life Rafts

Certified by the Ministry of Merchant Marine/Merchant Ships Directorate according to (a) the International Convention on the Safety of Life at Sea 1974 (SOLAS 74) and the 1983 amendments, (b) the Royal Decree 36/1967 and (c) the Presidential Decree 277/1997.

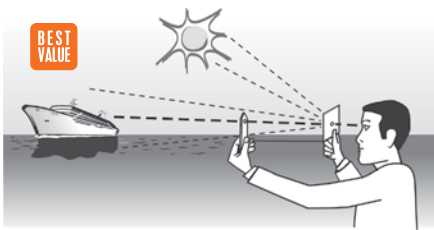


Contents

Anti-Angina Preparations, Anti-Hemorrhagics Including Uterotonics, Anti-Acid Mucous Dressings, Anti-Emetics, Anti-Diarroals, Analgesic-Antipyretics, Analgesic-Anti-Inflammatory Preparation, Antiseptic Mercurochrom, Antiseptic Eau Oxygenee, Burn Preparation, Cannula for Mouth to Mouth Resuscitation, Adhesive Elastic Bandage, Sterile Gauze Compresses, Cotton Wool, Disposable Polyethylene Gloves, Adhesive Dressings, Sterile Compression Bandages, Adhesive Sutures, Sterile Gauze with Fatty Water and Vegetable Oils for Burns, Adhesive Tape, Scissors, Thermometer, Disposable Syringes 2.5ml - 5ml

Code.....71245

BEST VALUE



Signalling Mirror 7x7cm

Code.....56570

Instructions of use

1. Hold foresight in left hand with arm fully extended
2. Hold the signalling mirror in right hand toward the sunlight, facing the back of the mirror
3. Align the holes of the foresight and the mirror on the target
4. Move mirror until the reflection of the sun from the mirror can be seen on the foresight and a shadow point appears in its hole
5. The ray is now directed at the target

BEST VALUE



Code.....70975

Thermal Blanket, Advanced, 2,1 x 1,6m

APPLICATION: The thermal blanket helps you keep the body's temperature by protecting you from the sun rays and the very low temperatures. It is suitable to use in cases of accident, but also for protection against wind, rain or heat.

INSTRUCTIONS: When you need to avoid hypothermia, use the thermal blanket with the golden side facing upwards. In case you need protection from the heat, use the thermal blanket with the silver side facing upwards.

BEST VALUE



Code.....70976

Thermal Blanket, 2,1 x 1,6m

- First Aid Application
- In case of severe cold or shock wrap the blanket around the body
- Keeps the body's temperature under very low or very high temperatures
- Prevents post – accident shock
- Waterproof
- Its reflective surface provides high visibility
- Dimensions: 2,1 x 1,16m



Code.....71687

HAMMAR H20 Hydrostatic Release for EPIRB (MCA&USCG Approved SOLAS)

The Hammar H20 is a hydrostatic release unit used for Emergency Position Indicating Radio Beacons (EPIRB). Should the vessel sink, the Hammar H20, which is activated by increasing water pressure, will automatically release the EPIRB. Instead of rope sling, a specially developed plastic bolt secures the radio beacon and will be cut when the unit is activated. It is made of glass fibre reinforced nylon, which prevents it from corrosion.

- No annual service, maintenance or spare parts.
- Must be replaced after two years

Hammar nut HE-0045 for H20 Hydrostatic Release for EPIRB

Code.....71752



Hammar bolt HE-0021 for H20 Hydrostatic Release for EPIRB

Code.....71751





Breathing Apparatus



Code.....70321
 Volume.....14300cm³
 Weight.....6150gr
 Height.....22cm
 Width.....13cm
 Length.....50cm

Emergency Evacuation Breathing Device (EEBD) "ESCAPE-15"

The Lalizas Emergency Escape Breathing Device (EEBD), complies with the amended SOLAS ch.II-2 and the IMO MSC/Circ.849. All vessels on international routes must carry EEBD's on board.

Lalizas approved EEBD carries the following characteristics:

- Flame resistant materials, silver in colour to reflect heat and be highly visible.
- Durable and reliable construction with low maintenance
- Full-face hood fits all persons
- Steady air-flow for 15 minutes with sufficient air delivery rate
- Easy visual access on the pressure gauge
- Working temperature range: -10°C to 65°C
- Easy to refill cylinder - no adaptor required
- Approved to SOLAS Chapter II - 2 and MSC/Circ.849 & designed to meet EN1146:2005 & ISO 23291-1(2008)



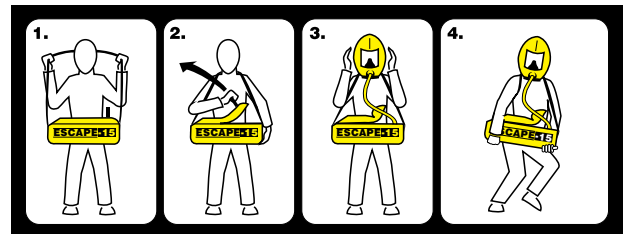
- Shock proof - antiblast pressure gauge
- Coloured so as to have easy readings for duration - over pressure - internal pressure of the cylinder



- Hood with orinasal mask
- Flame retardant materials
- Ozone resistant - non irritant neck seal.
- Wide visor
- Orinasals mask fits all face profiles
- Non irritant
- Antimisting design for the visor.



- Automatic activating valve - regulator
- Valve features G 5/8" F standard charging connector
- Pull valve safety lock



Accessories



Wall Bracket for EEBD

Code.....01623



Plastic Cover for EEBD

Code.....01622

Breathing Apparatus

**LALIZAS SOLAS/MED Self Contained Breathing Apparatus**

The LALIZAS SOLAS/MED Self Contained Breathing Apparatus is a high-performance industrial breathing apparatus, designed to offer maximum respiratory protection to the user during entrance or escape from a hazardous environment. This SOLAS/MED -approved SCBA offers reliability and comfort and its key features are:

- open circuit on demand positive pressure Self Contained Breathing Apparatus
- anatomic carbon fibers composite material back frame with harness for perfect and easy donning
- both back frame and harness are flame retardant, waterproof and antistatic
- with warning whistle providing a continuous sound of high intensity (>90Db) warning the user that the air is dropping down.
- packed in heavy duty plastic carrying suitcase

The SCBA contains the following parts:

- Breathing apparatus carrier with harness
- Pressure regulator with gauge & whistle
- Pressure & air flow regulator
- Breathing apparatus facemask
- Compressed air cylinder
- Compressed air cylinder valve, 300bar



0098



Code	Cylinder Volume (L)	Cylinder Material	Working Pressure (Bar)	Warning Pressure (Bar)	Weight (kg)	Packing Dimensions (cm)	Approval
71327	6	Steel	300	40-60	≤15	270x490x755	SOLAS/MED
71328	9	Carbon Composite	300	40-60	≤12	280x445x735	SOLAS/MED



Spare compressed air cylinder 6lt & Valve 300bar assembly with air

Code.....02302



Spare compressed air cylinder 9lt & Valve 300bar assembly with air

Code.....02303

Fire Fighting Equipments



LALIZAS Fire Hose CE

- EPDM Lining (synthetic rubber lining)
- Circular woven 100% polyester high tenacity yarn fabric
- Working Pressure: 15 bar

Code	Inner Diam (inch/mm)	Coupling	Length (m)
71698	1,5" / 38	Storz 38 brass	15
71700	1,5" / 38	Storz 38 aluminium	15
71699	1,5" / 38	Storz 38 brass	20
71702	2" / 52	Storz C aluminium	15
71705	2" / 52	Storz C brass	15
71703	2" / 52	Storz C aluminium	20
71706	2" / 52	Storz C brass	20
71704	2" / 52	Storz C aluminium	25
71707	2" / 52	Storz C brass	25
71708	2,5" / 64	Storz 65 aluminium	15
71711	2,5" / 64	Storz 65 brass	15
71709	2,5" / 64	Storz 65 aluminium	20
71712	2,5" / 64	Storz 65 brass	20
71710	2,5" / 64	Storz 65 aluminium	25
71713	2,5" / 64	Storz 65 brass	25
71714	1,5" / 38	Without	60
71715	2" / 52	Without	60
71716	2,5" / 64	Without	60

**Fireman Axe with Long Wooden Handle 2,8kg**

This long fireman's axe is the ideal tool for demolition work.

- High carbon steel blade
- Overall length: 90cm
- Pick spike for piercing and prying
- Rubber protective blade cover
- Weight: 2,8kg
- Wooden ash handle

Code.....71685

**Fire Blanket in a case PVC**

Code	Dimension (cm)
70448	100x100
71298	120x180

Fireman Axe with Short Anti Slip Handle 1,2kg

This short fireman's axe provides heavy duty chopping power to gain access to locked doors and hollow walls during an emergency.

- High carbon steel blade
- 9cm cutting edge
- Overall length: 34cm
- Weight: 1,2kg
- Pick spike for piercing and prying
- Anti slip handle
- Rubber protective blade cover

Code.....71686





An important and necessary part of safety equipment onboard a boat, especially commercial vessels, is signage. Lalizas International Standard Signs can be used for indicating exits, directions, firefighting and life-saving equipment for the purpose of safe evacuation during emergencies and power failures. Lalizas produces in-house all International Standard Signs for indicating all of the above with the addition of custom-made signs using the highest quality material, which meet all of the present IMO specifications, in order to meet specific requirements. Please note only coded items are available in the UK.

GET LALIZAS IMO SIGNS
 Supplied Within **24 HOURS** in
 GREECE
 SPAIN
 SINGAPORE
 SOUTH AFRICA



Manufactured with
 the superior quality of 3M™

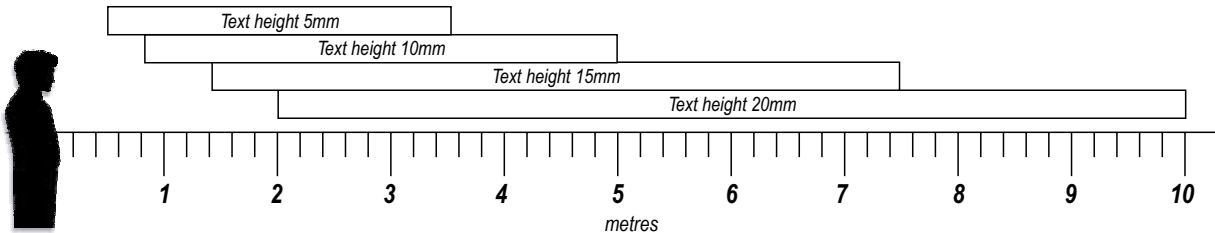
www.lalizasimosigns.com

Categories

- 1 IMO Symbols with text
- 2 IMO Symbols without text
- 3 Safety Signs
- 4 Direction Signs
- 5 Low Location Lighting Components
- 6 Transparent Signs
- 7 Fire Control Symbols to resolution A654
- 8 Fire Control Symbols to ISO17631
- 9 LSA Signs
- 10 Fire Signs
- 11 Mandatory Signs
- 12 Hazard Signs
- 13 Prohibition Signs
- 14 Combination Signs
- 15 Space Identification Signs
- 16 ISPS Code Signs
- 17 Galley Signs
- 18 Miscellaneous Signs
- 19 Accommodation Signs
- 20 Tie Tags
- 21 Signs for Passenger Vessels and Terminal Building
- 22 Hazard Diamonds
- 23 Posters
- 24 Pipe Identification Tape
- 25 Special Products



www.lalzasimosigns.com



Photoluminescent Sign & Tape Material Specifications

Self-Adhesive Vinyl

Flexible laminated PVC composite material incorporating a photoluminescent layer thermally welded to a white reflective layer, backed with pre-applied adhesive.

Thickness: 0.6mm

Indoor durability: in excess of 5 years

Outdoor durability: good, but can be reduced in strong sunlight and humidity

Toxicity: non-toxic, non-radioactive and contains no phosphorous or lead

Chemical resistance: resistant to most common cleansing agents

Flammability: inherently fire retardant

Adhesive: cross-linked acrylic, pressure sensitive permanent adhesive with silicone release backing paper

Luminance performance: in excess of 46mcd/m² @ 10min & 4mcd/m² @ 60min., when tested in accordance with DIN 67510 part 1

Rigid PVC

Laminated PVC sheet incorporating a photoluminescent layer backed by a rigid white reflective substrate and protected by a tough, clear gloss PVC film. All laminations are thermally welded to form a cohesive sheet.

Thickness: 1.2mm

Indoor durability: in excess of 5 years

Outdoor durability: excellent, but can be reduced in strong sunlight

Toxicity: non-toxic, non-radioactive and contains no phosphorous or lead

Chemical resistance: resistant to most common cleansing agents

Flammability: inherently fire retardant

Luminance performance: in excess of 46mcd/m² @ 10min & 4mcd/m² @ 60 min., when tested in accordance with DIN 67510 part 1

Non-Photoluminescent Sign & Poster Material Specifications

Self-Adhesive Vinyl

Flexible gloss white vinyl material.

Weight: 110g/m²

Thickness: 80 micron

Dimensional stability: 0.5mm max to DIN30646

Outdoor durability: approximately 2 years

Chemical resistance: no effect from oils, greases, aliphatic solvents, heptane and kerosene

Flammability: self extinguishing

Adhesive: emulsion based, UV resistant, permanent adhesive with high initial tack and adhesion

Gloss: 60 units at 20o in accordance with BS EN ISO 2813:1994. The determination of specula gloss of non-metallic paint films at 20o, 60o & 85o.

Rigid PVC

Opaque rigid white gloss PVC material.

Thickness: 950 micron with UV stabilisation & impact resistance > 650kJ/m² to BS EN ISO 8256 Plastics - Determination of tensile-impact strength

Dimensional stability: 4% to DIN 53377 @ 140oC/10 min

Chemical resistance: no effect from oils, greases and most common solvents

Cold weather performance: -30oC tested to DIN 53372 Testing of plastic films - Determination of the thickness by mechanical feeling PVC films.



CLASSIC LED

new

To change the bulb follow the instructions as indicated in the pictures.



Unscrew the casing by turning it anti-clockwise



Pull the casing and change the bulbs needed



Place the casing by matching the lugs to the relevant slots and turning clockwise

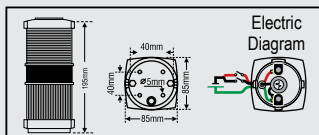


For vessels up to 20m

Classic LED 20 All-around & tri-colour light, 12V

The tri-colour and white navigation light features an improved bulb holder, simplified wiring installation and compact two-pieces design.

1. Made of a special compound of ABS and Polycarbonate
2. Non magnetic stainless steel electric contacts
3. One compact product (only 2 pcs.)
4. Higher light distribution
5. Easier and more effective electric connection
6. Improved (stable) lamp holders
7. Protection against electrolysis



Code.....72189

new

For vessels up to 12m

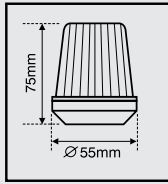


For vessels up to 20m

CLASSIC LED 12

Navigation Lights

This series of CLASSIC LED 12 navigation lights is designed and type-approved for vessels under 12m. Made of tough UV stabilized ABS plastic with shatter-proof acrylic lens, non magnetic stainless steel electrical contacts and a nitrile water resistant seal to provide reliable long life. All lights are supplied with a 12V LED bulb.



72164

72167

Code	72164	72167
Description	White	Tri-colour
Housing	Black	

CLASSIC LED 20

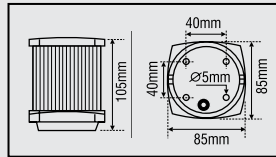
Navigation Lights

This series of CLASSIC LED 20 navigation lights is designed and type-approved for vessels under 20m. Made of a special compound of ABS and polycarbonate with shatterproof acrylic lens, non-magnetic stainless steel electrical contacts and a nitrile water resistant seal to provide reliable long life.



72176

72173



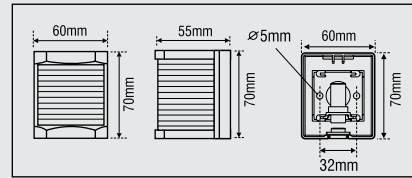
Code	72176	72173
Description	Signal White 360°	Tricolour 360°
Housing	Black	



For vessels up to 12m

CLASSIC LED 12 Navigation Lights

The CLASSIC LED 12 series of navigation lights is designed and type-approved for vessels under 12m length. Made of tough UV stabilized ABS plastic with shatter-proof acrylic lens, non magnetic stainless steel electrical contacts and a nitrile water resistant seal to provide reliable long life. All lights are supplied with a 12V LED bulb.



Code	72168	72169	72170	72171	72172
Description	Starboard Green 112,5°	Port Red 112,5°	Stern White 135°	Masthead White 225°	Bi-colour 225°
Housing	Black				



72168



72169



72170



72171



72172



For vessels up to 20m

CLASSIC LED 20 Navigation Lights

The CLASSIC LED 20 series of navigation lights is designed and type-approved for vessels under 20m. Made of a special compound of ABS and polycarbonate with shatterproof acrylic lens, non-magnetic stainless steel electrical contacts and a nitrile water resistant seal to provide reliable long life.



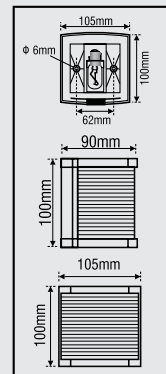
72177

72178

72179

72180

72181



Code	72177	72178	72179	72180	72181
Description	Starboard Green 112,5°	Port Red 112,5°	Stern White 135°	Masthead White 225°	Bi-colour 225°
Housing	Black				

new

LED KITS

With LED KITS now you can "LED UP" your Classic 12 & 20 Navigation Lights

Navigation light Classic 12



Classic LED Kit 12
Code...72183

LED IT UP



Starboard green 112,5°
Code...30091



Port red 112,5°
Code...30092



Stern white 135°
Code...30093



Masthead white 225°
Code...30094



Bi-colour 225°
Code...30095



Classic LED 12 Bulb (BA15S) for All-around lights
Code...72182

LED IT UP



White
Code...30111



Tri-colour
Code...30114

Navigation light Classic 20



Classic LED 20 Bulb (BAY15D)
Code...72184

LED IT UP



Starboard green 112,5°
Code...30501



Port red 112,5°
Code...30502



Signal white 360°
Code...30523



Stern white 135°
Code...30503



Masthead white 225°
Code...30504



Bi-colour 225°
Code...30505



Tri-colour 360°
Code...30404



Tri-colour lights & anchor light
Code...30415

FOSLED

Meet the requirements for:

- COLREG 72
- MSC 253(83)
- IEC 60945:2002
- EN 14744:2005
- ABYC A-16.1997
- IP67

&
USCG Approval

FOS LED series of navigation lights are designed to save power consumption on board and offer reliability, efficiency and optimal visibility at sea. This new series of led navigation lights is suitable for vessels up to 12m or 20m for enhanced safety. Led technology provides supreme efficiency with up to 80% less power consumption compared to conventional bulbs. Their completely sealed unit ensures durability and safety.



For vessels up to 12m

BEST
VALUE



71299

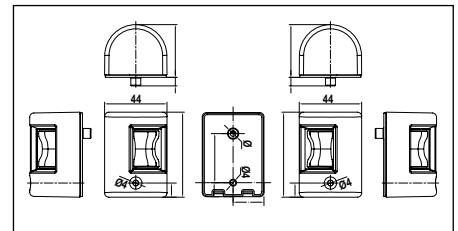


71300

FOS LED 12 Port & Starboard light side mount 112.5°

- For vessels up to 12m
 - Visible distance: 1 nm
 - 12-15 V DC & 0.5W
 - Red & Green LED light
 - Vertical Mounted
 - Last for 50,000 hours
 - Waterproof, non-corrosive, non-magnetic
 - Included:
1. Screws DIN7981 / ISO 7049 M3.5x32mm
 2. Wire length 0.6m
 3. Double-side adhesive sticker that can be used as drilling drawing
- Weight: 65gr/pc

Code	71299	71300
Housing	Black	White



Dimensions are in mm



71301

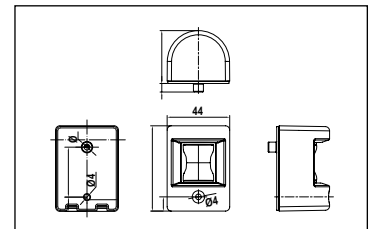


71302

Code	71301	71302
Housing	Black	White

FOS LED 12 Stern light side mount 135°

- For vessels up to 12m
 - Visible distance: 2 nm
 - 12-15 V DC & 0.5W
 - White LED light
 - Vertical Mounted
 - Last for 50,000 hours
 - Waterproof, non-corrosive, non-magnetic
 - Included:
1. Screw DIN7981 / ISO 7049 M3.5x32mm
 2. Wire length 0.6m
 3. Double-side adhesive sticker that can be used as drilling drawing
- Weight: 65gr/pc



Dimensions are in mm



71303

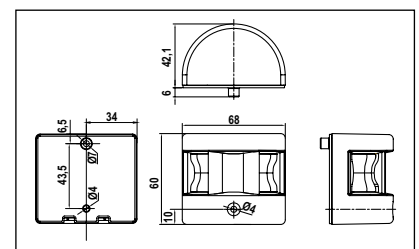


71304

Code	71303	71304
Housing	Black	White

FOS LED 12 Masthead light 225°

- For vessels up to 12m
 - Visible distance: 2 nm
 - 12-15 V DC & 1W
 - White LED light
 - Vertical Mounted
 - Last for 50,000 hours
 - Waterproof, non-corrosive, non-magnetic
 - Included:
1. Screw DIN7981 / ISO 7049 M3.5x32mm
 2. Wire length 0.6m
 3. Double-side adhesive sticker that can be used as drilling drawing
- Weight: 150gr/pc



Dimensions are in mm



For vessels up to 12m



71305

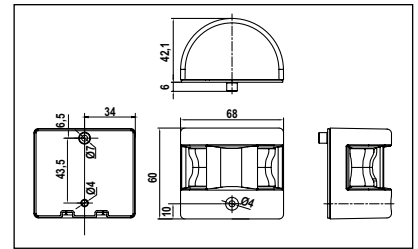
Code	71305	71306
Housing	Black	White



71306

**FOS LED 12
Bi-color light side mount**

- For vessels up to 12m
 - Visible distance: 1 nm
 - 12-15 V DC & 1W
 - Red & Green LED light
 - Vertical Mounted
 - Last for 50,000 hours
 - Waterproof, non-corrosive, non-magnetic
- Included:
1. Screw DIN7981 / ISO 7049 M3.5x32mm
 2. Wire length 0.6m
 3. Double-side adhesive sticker that can be used as drilling drawing
- Weight: 150gr/pc



Dimensions are in mm



71307

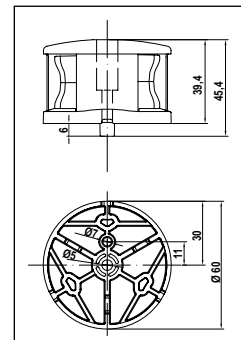
Code	71307	71308
Housing	Black	White



71308

**FOS LED 12 & 20
All-Round light 360°**

- For vessels up to 20m
 - Visible distance: 2 nm
 - 12-24 V DC & 1,5W
 - White LED light
 - Deck Mounted
 - Last for 50,000 hours
 - Waterproof, non-corrosive, non-magnetic
- Included:
1. Screw DIN7981 / ISO 7049 M3.5x32mm
 2. Wire length 0.6m
 3. Double-side adhesive sticker that can be used as drilling drawing
- Weight: 95gr/pc



Dimensions are in mm



71309

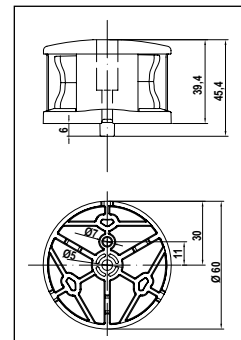
Code	71309	71310
Housing	Black	White



71310

**FOS LED 12
Tricolor light**

- For vessels up to 12m
 - Visible distance: 1+1+2 nm
 - 12-15 V DC & 1,5W
 - Red, Green & White LED light
 - Deck Mounted
 - Last for 50,000 hours
 - Waterproof, non-corrosive, non-magnetic
- Included:
1. Screw DIN7981 / ISO 7049 M3.5x32mm
 2. Wire length 0.6m
 3. Double-side adhesive sticker that can be used as drilling drawing
- Weight: 95gr/pc



Dimensions are in mm



71311

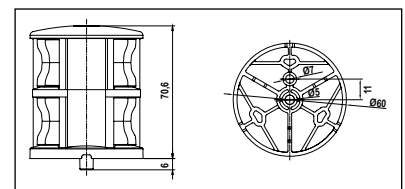
Code	71311	71312
Housing	Black	White



71312

**FOS LED 12
Tricolor & Anchor light**

- For vessels up to 12m
 - Visible distance: 1+1+2 nm & Anchor light 2nm
 - 12-15 V DC & 3W
 - Red, Green & White LED light
 - Deck Mounted
 - Last for 50,000 hours
 - Waterproof, non-corrosive, non-magnetic
- Included:
1. Screw DIN7981 / ISO 7049 M4,8x60mm
 2. Wire length 0.6m, 3. Double-side adhesive sticker that can be used as drilling drawing
- Weight: 160gr/pc



Dimensions are in mm



For vessels up to 12m



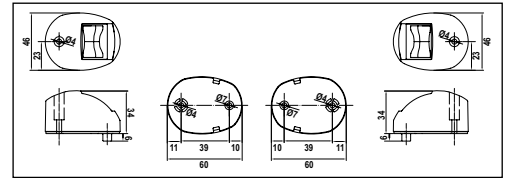
71313



71314

**FOS LED 12
Port & Starboard lights 112.5°**

- For vessels up to 12m
- Visible distance: 1 nm
- 12-15 V DC & 0.5W
- Red & Green LED light
- Side Mounted
- Last for 50.000 hours
- Waterproof, non-corrosive, non-magnetic
- Included:
 1. Screws DIN7981 / ISO 7049 M3.5x32mm
 2. Wire length 0.6m
 3. Double-side adhesive sticker that can be used as drilling drawing
- Weight: 60gr/pc



Dimensions are in mm

Code	71313	71314
Housing	Black	White



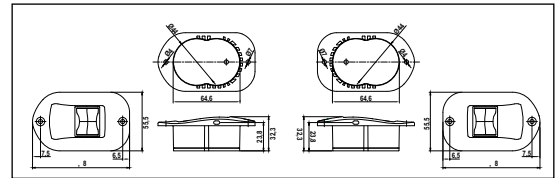
71315



71316

**FOS LED 12
Port & Starboard lights side
recessed mount 112.5°**

- For vessels up to 12m
- Visible distance: 1 nm
- 12-15 V DC & 0.5W
- Red & Green LED light
- Side Recessed Mounted
- Last for 50.000 hours
- Waterproof, non-corrosive, non-magnetic
- Included:
 1. Screws DIN7981 / ISO 7049 M3.5x13mm
 2. Wire length 0.6m
 3. Double-side adhesive sticker that can be used as drilling drawing
- Weight: 75gr/pc



Dimensions are in mm

Code	71315	71316
Housing	Black	White



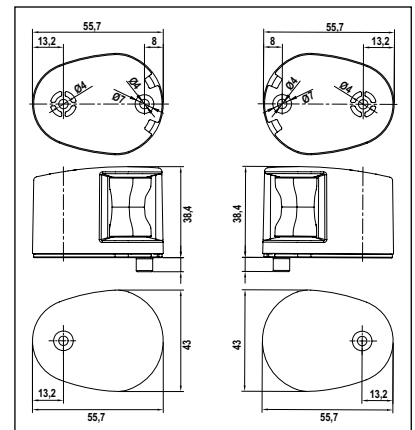
71317



71318

**FOS LED 12
Port & Starboard lights deck mount 112.5°**

- For vessels up to 12m
- Visible distance: 1 nm
- 12-15 V DC & 0.5W
- Red & Green LED light
- Deck Mounted
- Last for 50.000 hours
- Waterproof, non-corrosive, non-magnetic
- Included:
 1. Screws DIN7981 / ISO 7049 M3.5x32mm
 2. Wire length 0.6m
 3. Double-side adhesive sticker that can be used as drilling drawing
- Weight: 60gr/pc



Dimensions are in mm

Code	71317	71318
Housing	Black	White



For vessels up to 12m



71319

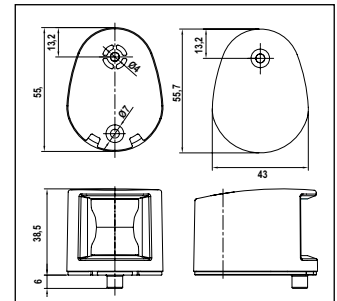


71320

Code	71319	71320
Housing	Black	White

**FOS LED 12
Stern light deck mount 135°**

- For vessels up to 12m
- Visible distance: 2 nm
- 12-15 V DC & 0.5W
- White LED light
- Deck Mounted
- Last for 50.000 hours
- Waterproof, non-corrosive, non-magnetic
- Included:
 1. Screw DIN7981 / ISO 7049 M3.5x32mm
 2. Wire length 0.6m
 3. Double-side adhesive sticker that can be used as drilling drawing
- Weight: 55gr/pc



Dimensions are in mm



71321

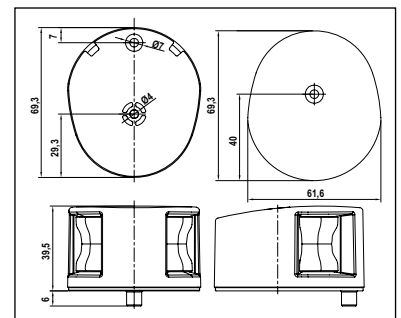


71322

Code	71321	71322
Housing	Black	White

**FOS LED 12
Bi-color light deck mount**

- For vessels up to 12m
- Visible distance: 1 nm
- 12-15 V DC & 1W
- Red & Green LED light
- Deck Mounted
- Last for 50.000 hours
- Waterproof, non-corrosive, non-magnetic
- Included:
 1. Screw DIN7981 / ISO 7049 M3.5x32mm
 2. Wire length 0.6m
 3. Double-side adhesive sticker that can be used as drilling drawing
- Weight: 90gr/pc



Dimensions are in mm

For vessels up to 20m



71968

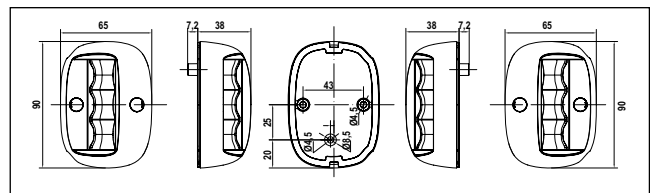


71969

Code	71968	71969
Housing	Black	White

FOS LED 20 Set Port & Starboard sidelights 112.5°

- For vessels up to 20m
- Visible distance: 2 nm
- 12-24 V DC & 1.5 W
- Vertical Mounted
- Waterproof, non-corrosive, non-magnetic
- Last for 50.000 hours
- Included:
 1. Screw DIN7981 / ISO 7049 M4.2x32mm (2 pieces per item, total 4 pieces),
 2. 1.2m length of wire per product,
 3. double-side adhesive sticker that can be used as drilling drawing
- Weight: 155gr/pc



Dimensions are in mm



71970

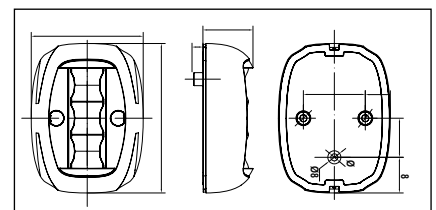


71971

Code	71970	71971
Housing	Black	White

FOS LED 20 Stern light side mount, 135°

- For vessels between 12-20m
- Visible distance: 2 nm
- 12-24 V DC & 1.5 W
- White LED light
- Vertical Mounted
- Last for 50.000 hours
- Waterproof, non-corrosive, non-magnetic
- Included:
 1. Screw DIN7981 / ISO 7049 M4.2x32mm
 2. 1.2m length of wire per product,
 3. double-side adhesive sticker that can be used as drilling drawing
- Weight: 165gr/pc



Dimensions are in mm



For vessels up to 20m



71972

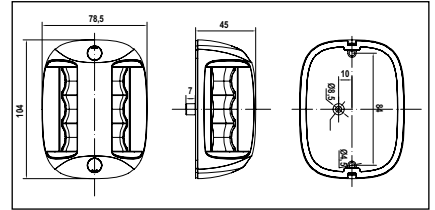


71973

Code	71972	71973
Housing	Black	White

FOS LED 20 Masthead light 225°

- For vessels between 12-20m
- Visible distance: 3 nm
- 12-24 V DC & 3W
- White LED light
- Vertical Mounted
- Last for 50.000 hours
- Waterproof, non-corrosive, non-magnetic
- Included:
 1. Screw DIN7981 / ISO 7049 M4.2x32mm
 2. 1.2m length of wire per product,
 3. double-side adhesive sticker that can be used as drilling drawing
- Weight: 235gr/pc



Dimensions are in mm



71974

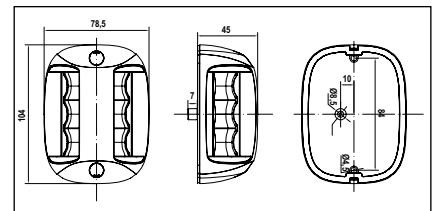


71975

Code	71974	71975
Housing	Black	White

FOS LED 20 Bi-color light, side mount

- For vessels between 12-20m
- Visible distance: 2 nm
- 12-24 V DC & 3W
- Red & Green LED light
- Vertical Mounted
- Last for 50.000 hours
- Waterproof, non-corrosive, non-magnetic
- Included:
 1. Screw DIN7981 / ISO 7049 M4.2x32mm
 2. 1.2m length of wire per product,
 3. double-side adhesive sticker that can be used as drilling drawing
- Weight: 235gr/pc



Dimensions are in mm



71307

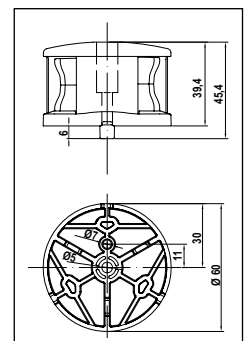


71308

Code	71307	71308
Housing	Black	White

FOS LED 12 & 20 All-Round light 360°

- For vessels up to 20m
- Visible distance: 2 nm
- 12-24 V DC & 1,5W
- White LED light
- Deck Mounted
- Last for 50.000 hours
- Waterproof, non-corrosive, non-magnetic
- Included:
 1. Screw DIN7981 / ISO 7049 M3.5x32mm
 2. Wire length 0.6m
 3. Double-side adhesive sticker that can be used as drilling drawing
- Weight: 95gr/pc



Dimensions are in mm



According to the COL.REG. 72 all pole lights should be placed higher than the sidelights. Thus, it is easier for other boats to calculate their position in relation to yours and also your direction. Furthermore, a light positioned lower may be obscured by other objects or people.

Use: The Lalizas range of pole lights includes telescopic, folding, plug in and fixed, thus meeting all requirements. This type of pole lights may be used on sailing boats less than 20m (tri colour) or on powerboats less than 12m (white), instead of small all round lights.

Instructions of Use: Pole lights are positioned in such a way that they are higher than the sidelights and may be screwed into position. Depending on the model, you can adjust the height of the light. The length of Lalizas pole lights varies between 23cm to 130cm.

Maintenance: All Lalizas products are constructed with high quality standards. Nevertheless, regular maintenance will prolong the working life of your navigation lights. So Lalizas suggests that you regularly:

- Spray the lights with a silicone spray to protect the casing
- Check the nitrile water resistant seal and if necessary replace it
- Clean the contacts and spray them with a product that protects electrical contacts

Replacement: All navigation lights should be replaced when the lenses change colour or you notice any cracks on the casing, the crystal or the pole.



Folding Triple Combination Light

The folding triple combination light has been designed for use in Greek waters. It includes three signal lights 'Classic S12', two of which are red, for use when the boat is not under command and a white one on the top for anchoring or navigation use, depending on the situation. The lights, approved for boats under 12m, are manufactured with a base from tough UV stabilised ABS plastic and shatter-proof acrylic lens, non magnetic stainless steel electrical contacts and a nitrile water resistant seal. The pole is constructed from either INOX 316 (31398 & 31270) or hard plastic (70216 & 70217). All three lights are supplied with 12V / 10W bulbs.

Pole from hard plastic		
Code	70216	70217
Pole Length	36cm	64cm

Pole from INOX 316		
Code	31398	31270
Pole Length	36cm	64cm



Fixed Lights

Code	30183	30194	30303	30314
Description	White	Tri Colour	White	Tri Colour
Base	Black		White	

Base for plug in light

Code	31020	31030
Colour	Black	White



Pole light storing bases

Single and twin clip brackets designed to store pole lights and/or pole for flag.

Code	30380	30381	30390	30391
Bases	2		1	
Colour	Black	White	Black	White



Use the single or twin storing bases to store securely your plug in pole lights when not in use.



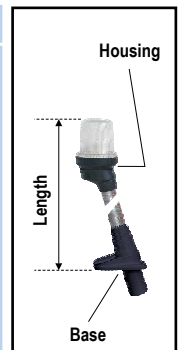
Pole Lights

Made of marine grade stainless steel 316 tubing with ABS plastic, polycarbonate lens and nitrile O ring sealed light and a fibre nylon mix base. Available in five lengths, folding, telescopic or fixed mount with an all round white or tri colour lens.

Approved for vessels up to 12m by:

E.E.P.	GR	D.G.M.M.	ES
R.I.N.A.	I	DOT	AUS.
DOT	UK	DOT	S.A.
DOT	UK	DOT	S.A.


All round Pole lights white (Black housing)						
Housing	Telescopic		Plug in		Folding	
	Base		Base		Base	
Length	54cm	54cm	105cm	130cm	23cm	64cm
Code	30143	30163	30243	30263	30173	30173



Standard Navigation Lights

All round Pole lights white (White housing)

	Telescopic	Plug in	Folding
Housing			
Base			
Length	54cm	54cm	105cm
Code	30273	30293	30333
			130cm
			23cm
			64cm
Code			30763
			30283




Plug in white light, 130cm

Based on Lalizas' popular pole lights, this Lalizas light features a much improved plug in base unit. This increase in structural strength has allowed us to offer a longer pole with no risk of accidental damage. The light is manufactured from ABS plastic, polycarbonate lens and a nitrile "O" ring. It is 130 cm long.




Tri colour light (Black housing)

	Telescopic	Plug in	Folding
Housing			
Base			
Length	54 cm	54 cm	105 cm
Code	30224	30234	30254
			23 cm
			64 cm
Code			30214
			30204



Tri colour light (White housing)

	Telescopic	Plug in	Folding
Housing			
Base			
Length	54 cm	54 cm	105 cm
Code	30794	30324	30344
			23 cm
			64 cm
Code			30784
			30774



Blister Bulb
12V/10W,
BA15S, C2R
Code...30630

Bulb
12V/10W
BA15S, C2R
Code...00420

Bulb 12V, LED, T18 BA15S,
cool white - 18 LEDs
Code...71228

ADVISOR

All Round Lights

All round lights signal your position and actions or situation, so that other boats in the area may determine your position and direction. Also, depending on the colour combination and their configuration, signal lights indicate various situations, e.g. two red lights in vertical order mean - not under command.

Use: An all round white light is used on powerboats under 7m in length or in combination with sidelights in boats under 12m in length. In sailboats up to 20m a tricolour all round light can be used instead of three separate lights. Also, if the tri-colour is not used, but the boat still needs to show navigation lights, one red over one green all round may be placed on the mast.

Instructions of Use: All round lights are screw mounted on the mast, as high as possible. All round lights are connected to the central or auxiliary circuit.

Maintenance: Lalizas all round lights are manufactured to withstand shocks and weather conditions. Nevertheless, in order to prolong their active working life, Lalizas suggests that you regularly:

- Spray the lights with a silicone spray to protect the casing
 - Check the nitrile water resistant seal and if necessary replace it
 - Clean the contacts and spray them with a suitable spray protectant.
- If the lights stop operating, check the bulb and the connection to the circuit

Replacement: All navigation lights should be replaced when the lenses change colour or you notice any cracks on the casing or the crystal.

"Junior 7" Lights

These all round pedestal lights are designed for sailboats under 12m. These lights are much smaller in size without detracting from good design and good operating function. The pedestal fitting gives a firm attachment to the boat. Durability and longevity are ensured through the high quality construction standards of Lalizas.

- **Material:** Nylon fibre mix housing. Shatterproof polycarbonate lens
- **Seal:** Nitrile water resistant
- **Luminous intensity:** 5cd
- **Contacts:** Brass
- **Bulb:** 12V / 5W
- **Minimum visibility distance:** 2 nautical miles



S12: All-round "Junior" White Pedestal Light
N12: All-round "Junior" Tri-Colour Pedestal Light

Code	30803	30804	30813	30814
Model	S12	N12	S12	N12
Housing	Black		White	



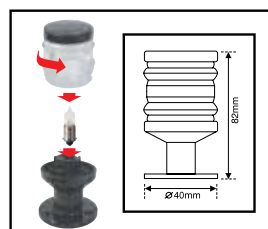
Blister Bulb
12V/5W,
BA9S, C2R
Code...30940



Bulb
12V/5W,
BA9S, C2R
Code...01184

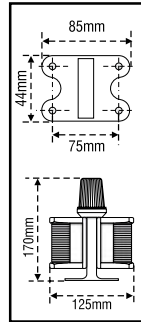


Bulb 12V, LED, BA9S,
cool white - 4SMDs+1LED
Code...71233



Combination lights


The Tri-colour version (30429/39) features all around white port and starboard, while the four colour version (30449/59) features all around white, stern and a bi-colour. Both sets are made of UV stabilized ABS plastic, with shatter-proof acrylic lens, non magnetic stainless steel electrical contacts and a nitrile water resistant seal to provide reliable long life. Both combinations are available in black and white and can be easily installed on any boat.



	Tri-colour comb. light white, port & starboard		Four colour comb. light white, bi-colour & stern	
Code	30429	30449	30439	30459
Housing	Black	White	Black	White

"Classic 12" Lights

This midi series of navigation lights is designed and type-approved for vessels under 12m. Made of tough UV stabilized ABS plastic with shatter-proof acrylic lens, non magnetic stainless steel electrical contacts and a nitrile water resistant seal to provide reliable long life. All lights are supplied with a 12V 10W bulb.



Code	30111	30112	30113	30114	30133
Description	White	Green	Red	Tri-colour	White
Housing	Black				White

Spare bulb for navigation lights

Blister Bulb
12V/10W, SV8.5-8, C8I, 41 mm
Code.....003600



Bulb
12V/10W, SV8.5-8, C8I, 41 mm
Code.....00386



Bulb 12V, LED, T11
41mm, cool white - 4 LEDs
Code.....71234

Spare bulb for all round lights

Blister Bulb
12V/10W, BA15S, C2R
Code.....30630



Bulb
12V/10W, BA15S, C2R
Code.....00420



Bulb 12V, LED, T18
BA15S, cool white - 18 LEDs
Code....71228

Spare bulb for all round lights

Blister Bulb
12V/10W, BA15S, C2R
Code.....30630



Bulb
12V/10W, BA15S, C2R
Code.....00420



Bulb 12V, LED, T18
BA15S, cool white - 18 LEDs
Code....71228

ADVISOR

Lights for boats up to 12m

This category includes all navigation lights that are designed and constructed according to the requirements of 12m long boats. The various groups of this category include all round lights stern, side and masthead lights.

Use: Navigation lights should always be lit from sunset to sunrise. Sailboats should show sidelights and stern light when they are under sail, while when motor driven they should show a masthead light in addition to the rest. Furthermore, depending on the design of the boat, sidelights can be combined into one bicolour light, which is also available from Lalizas. For sailboats less than 12m, a tricolour light may be used instead of all the others.

Instructions of Use: The navigation lights in this category can be mounted either vertically or horizontally (tricolour), in relation to the deck and they are connected to the central and auxiliary circuit. They are mounted on the surfaces with screws or rawl plugs ('FAROS'). Navigation lights with rawl plug have the advantage that they are much easier to mount and you only need to open one hole. Furthermore, the 'FAROS', 'JUNIOR' and 'EYE' ranges are provided with a two sided adhesive tape and flange, which by sticking it on the surface you know exactly where to open the hole and the flange is already in the correct place. Navigation lights should not be put under any kind of strain. All lights should be positioned in such a place, so as to conform to the regulations.

Maintenance: Lalizas 12m navigation lights are manufactured in such a way, so as to withstand shocks and weather conditions. Nevertheless, in order to prolong their proper operation Lalizas suggests that you regularly:

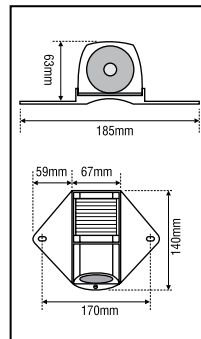
- Spray the lights with a silicone spray to protect the casing
- Check the nitrile water resistant seal, and if necessary replace it
- Clean the contacts and spray them with a product that is only for electrical contacts

In case the lights stop operating check the lamp and the connection to the circuit

Replacement: All navigation lights should be replaced when the lenses change colour, or when you notice cracks on the casing or the crystal.

Combination Masthead & Deck Lights

Made of tough UV stabilized ABS plastic, it combines a highly visible masthead light with a bright deck light. The 20W deck bulb provides ample illumination for foredeck chores. Includes universal mast mount and is available in black and white colour.



Code	30499
Housing	Black



Spare bulb for Masthead light



Bulb 12V, LED, T11
41mm, cool white - 4 LEDs
Code....71228

Blister Bulb
12V/10W, SV8.5-8, C8I, 41 mm
Code.....30600



Bulb
12V/10W, SV8.5-8, C8I, 41 mm
Code.....00386

Spare bulb for Deck light

Blister Bulb
12V/20W, BA9S, C-6U Halogen
Code.....30620



Bulb
12V/20W, BA9S, C-6U Halogen
Code.....00377



Bulb 12V/20W, MR 16/C
Halogen
Code.....02020



Bulb 12V, LED, MR16,
cool white - 20 LEDs
Code....71225

Standard Navigation Lights

“Classic 12” Lights

The “Classic N12” midi series of navigation lights is designed and type-approved for vessels under 12m length. Made of tough UV stabilized ABS plastic with shatter-proof acrylic lens, non magnetic stainless steel electrical contacts and a nitrile water resistant seal to provide reliable long life. All lights are supplied with a 12V 10W bulb.

Approved for vessels up to 12m by:

R.I.N.A	DOT	EPP	DGMM	DOT	DOT	SN	NMD
I	AUS.	GR	ES	UK	S.A.	F	N

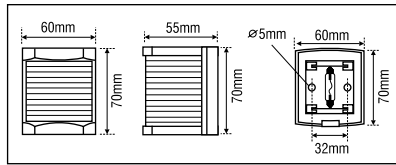


Blister Bulb
12V/10W, SV8.5-8,
C81, 41 mm
Code.....30600



Bulb
12V/10W, SV8.5-8,
C81, 41 mm
Code.....00386

Bulb 12V, LED, T11 41mm,
cool white - 4 LEDs
Code...71228



Code	30091	30092	30093	30094	30095
Description	Starboard Green 112,5°	Port Red 112,5°	Stern White 135°	Masthead White 225°	Bi-colour 225°
Housing	Black				

Code	30101	30102	30103	30104	30105
Description	Starboard Green 112,5°	Port Red 112,5°	Stern White 135°	Masthead White 225°	Bi-colour 225°
Housing	White				

“Eye 7” Lights

Designed for powerboats under 12m length, the “Eye” lights are a unique design within the Lalizas range of vertical mount navigation lights. Their special design enables them to be neatly mounted on the boat, both ensuring safety without compromising good looks. They are fitted into the vessel's bow, not leaving any sharp edges to either spoil the vessel's lines or cause injuries. **Material:** Nylon fibre mix housing. Shatterproof plexiglas (PMMA) lens **Contacts:** Brass. **Seal:** Nitrile water resistant. **Bulb:** 12V / 5W. **Luminous Intensity:** 5cd **Minimum Visibility Distance:** 2 nautical miles. “Eye” navigation lights are available in white, black or chrome colour.



EASY MOUNTING



30841



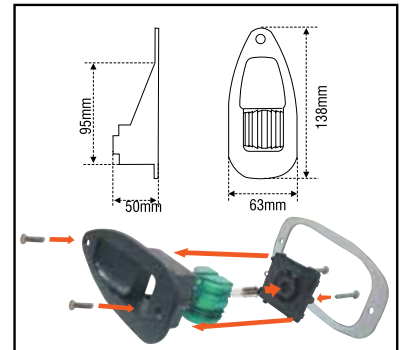
30851



30921

Starboard Green 112,5° Horizontal

Code	30841	30851	30921
Housing	Black	White	Chrome



30842



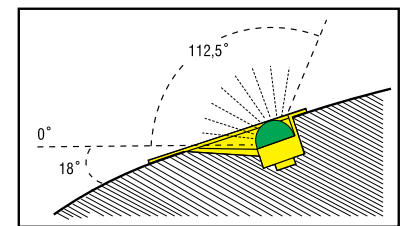
30852



30922

Port Red 112,5° Horizontal

Code	30842	30852	30922
Housing	Black	White	Chrome



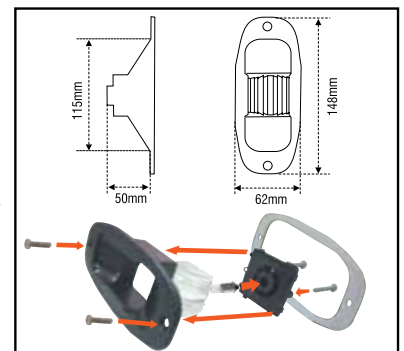
30843



30853

Stern white 135°

Code	30843	30853
Housing	Black	White



Blister Bulb
12V/5W
BA9S, C2R
Code....30940



Bulb 12V/5W
BA9S, C2R
Code....01184




Bulb 12V, LED, BA9S,
cool white - 4SMDs+1LED
Code...71233

“Junior 7” Lights

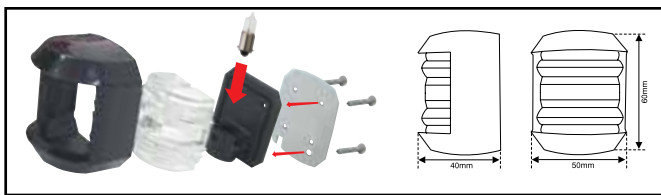
The “Junior” Navigation Lights are also designed for vessels up to 12m length. They are very easy to mount and their small size makes them very discreet but without compromising their effectiveness. The “Junior” range covers all types of the required navigation lights. **Material:** Nylon fibre mix housing. Shatterproof plexiglas (PMMA) lens. **Contacts:** Brass. **Seal:** Nitrile water resistant. **Bulb:** 12V / 5W. **Luminous Intensity:** 5cd. **Minimum Visibility Distance:** 2 nautical miles. “Junior” navigation lights are available in white, black or chrome.



Code	30821	30822	30823	30824	30825
Description	Starboard Green 112,5°	Port Red 112,5°	Stern White 135°	Masthead White 225°	Bi-colour 225°
Housing	Black				



Code	30831	30832	30833	30834	30835
Description	Starboard Green 112,5°	Port Red 112,5°	Stern White 135°	Masthead White 225°	Bi-colour 225°
Housing	White				



Blister Bulb
12V/5W,
BA9S, C2R
Code.....30940



Bulb
12V/5W,
BA9S, C2R
Code.....01184



Bulb 12V, LED, BA9S,
cool white - 4SMDs+1LED
Code....71233

“Cyclic 12” lights

The “Crystal” and “Cyclic” navigation lights are designed for powerboats and sailboats up to 12m length. They are made of tough UV stabilized nylon plastic, non magnetic stainless steel electrical contacts and a nitrile water resistant seal to provide reliable long life. Their elegant “helmet” styling (Cyclic and Crystal) leaves no sharp edges to cause injury or catch lines. They are also especially designed to be visible from a long distance and are fitted with a 12V 10W bulb as standard.

Approved for vessels up to 12m according to :COL REG 72 and the French NFJ 76-102



“Cyclic” lights

Code	30461	30462	30463	30464
Description	Starboard Green 112,5°	Port Red 112,5°	Stern White 135°	Masthead White 225°
Housing	Black			

Code	30471	30472	30473	30474
Description	Starboard Green 112,5°	Port Red 112,5°	Stern White 135°	Masthead White 225°
Housing	White			

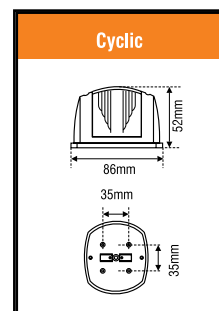
Blister Bulb
12V/10W, SV8.5-8
C8I, 41 mm
Code.....30600



Bulb
12V/10W, SV8.5-8
C8I, 41 mm
Code.....00386



Bulb 12V, LED, T11 41mm,
cool white - 4 LEDs
Code....71228



Standard Navigation Lights

"Faros 7" Lights

Including masthead, side and stern navigation lights, the "Faros" range is ideal mainly for powerboats with less than 12m length. "Faros" navigation lights are available in white, black or chrome. **Material:** Nylon fibre mix housing. Shatterproof plexiglas (PMMA) lens **Mounting:** rawl plugs. **Contacts:** Brass. **Seal:** Nitrile water resistant. **Bulb:** 12V / 5W. **Luminous Intensity:** 5cd **Minimum Visibility Distance:** 2 nautical miles.



Stern White 135°

Code	30863
Housing	Black



Masthead White 225°

Code	30864
Housing	Black



Port Red 112,5° Horizontal

Code	31052
Housing	Black



Starboard Green 112,5°

Code	30861
Housing	Black



Bi-colour 225°

Code	30865
Housing	Black



Starboard Green 112,5° Horizontal

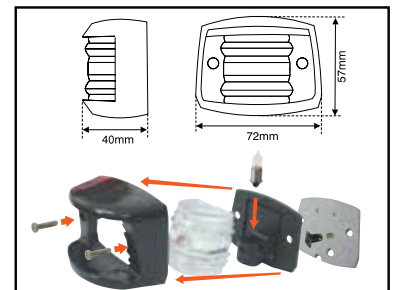
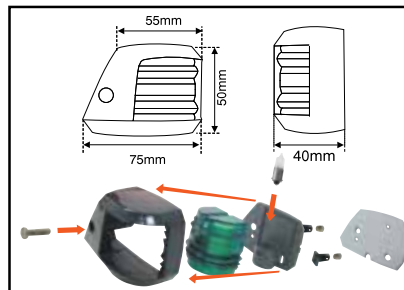
Code	31051
Housing	Black



Port Red 112,5°

Code	30862
Housing	Black

Navigation Lights



1 Remove the protective paper from the self adhesive flange



2 Attach the flange at the point you want to place the light and open the holes using a drill



3 Pass the wires through the lower hole and fit the light's rawl plugs in the side holes



4 Screw until the rawl plugs are secured



Blister Bulb 12V/5W BA9S, C2R
Code...30940



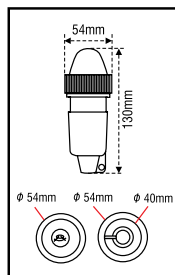
Bulb 12V/5W BA9S, C2R

Code...01184



Bulb 12V, LED, BA9S, cool white - 4SMDs+1LED

Code...71233



"Emergency" Navigation Lights

"Emergency" waterproof navigation lights are ideal for use on small crafts and inflatable boats etc. or as emergency lighting in larger vessels. They can be used when conventional lights are not suitable for the vessel or when they are not operating. Emergency navigation lights are available with external light reflectors and use standard alkaline batteries (D cell), giving approx. 9 hours continuous use. Batteries are not included.

Blister Bulb 1,1V/0,33W, E10, C2R
Code...30640



Bulb 1,1V/0,33W, E10, C2R
Code...00453

Code	30001	30002	30003	30010
Description	Green	Red	White	Set



Blistered Lailizas Alkaline Batteries D 1,5V, 2pcs
Code...31339





Use

According to the COL.REG.72, powerboats need to follow a different set of rules regarding the positioning and operation of their navigation lights. Boats under 20m need to have stern, side and masthead lights. Powerboats under 12m may combine the masthead and stern lights into one all round light. Navigation lights should be lit from sunset to sunrise.

Instructions of Use

Depending on the model, navigation lights can be mounted vertically or horizontally on suitable surface of the boat and they are connected to the central and auxiliary circuit. They are fixed through the base with two or more screws, and the housing is clipped on. Lalizas navigation lights with their round shape are less likely to snag with other fittings or ropes. This new group of navigation lights for powerboats "EYE" are fitted into the boat without leaving any sharp edges. Navigation lights should not be put under any kind of strain, and should be positioned in such a way to be conformed with all regulations.

Maintenance: Regular and proper maintenance is essential if you want your navigation lights to operate properly and for a long time. Therefore, Lalizas suggests that you regularly:

- Spray the lights with a silicone spray to protect the casing
 - Check the nitrile water resistant seal, and if necessary replace it
 - Clean the contacts and spray them with a product that is only for electrical contacts
- In case the lights stop operating check the lamp and the connection to the circuit

Replacement: All navigation lights must be replaced when the lenses change colour, or you notice crack on the casing, or the crystal.

"Power 7" Lights

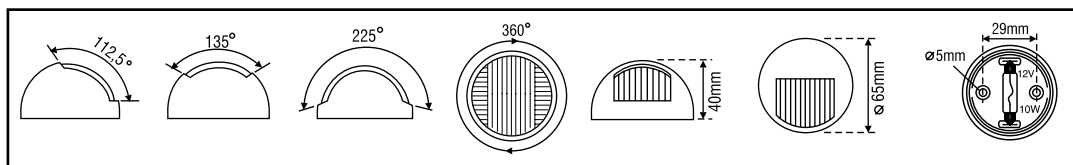
Lalizas sport boat navigation lights are compact and streamlined to follow fit comfortably with all boats. The lenses are made of tough polycarbonate, while nylon fibre mix housing and stainless internal components for added strength. Bi-colour and masthead lights are available for horizontal and vertical mounting.



Code	30061	30062	30063	30064	30065	30066	30067	30068
Description	Starboard Green 112,5°	Port Red 112,5°	Stern White 135°	Masthead Light 225°	Bi Color, vertical 225°	Bi Color, horizontal 225°	Masthead, horizontal 225°	Fixed Spreader 360°
Housing	Black							



Code	30071	30072	30073	30074	30075	30076	30077	30078
Description	Starboard Green 112,5°	Port Red 112,5°	Stern White 135°	Masthead Light 225°	Bi Color, vertical 225°	Bi Color, horizontal 225°	Masthead, horizontal 225°	Fixed Spreader 360°
Housing	White							



Blister Bulb
12V/10W, SV8.5-8, C8I, 39mm

Code.....30610



Bulb 12V/10W,
SV8.5-8, C8I, 39mm

Code.....00568



Bulb 12V, LED, T11
39mm, cool white - 2x4 LEDs 360°

Code....71227

Standard Navigation Lights

ADVISOR

This category includes all navigation lights that are manufactured especially for use on boats up to 20m. The various groups of this category include all round lights or stern, side and masthead lights.

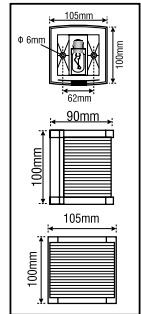
Use: As in the 12m category, sailing boats should show stern and sidelights when they have the sails open. When motor driven, they should use the masthead light too. Instead of using separate sidelights, sailboats can combine them into one bicolor unit.

Instructions of Use: The navigation lights in this category can be mounted either vertically or horizontally (tricolour), in relation to the deck and they are connected to the central and auxiliary circuit. They are screw mounted to a suitable surface, while the case is then clipped onto the base. Navigation lights should not be put under any kind of strain. All lights should be positioned in such a position, so as to be conformed to regulations.

Maintenance: Regular and proper maintenance is essential if you want your navigation lights to operate properly and for a long time. Therefore, Lalizas suggests that on regular basis you:

- Spray the lights with a silicone spray to protect the casing
- Check the nitrile water resistant seal and if necessary replace it
- Clean the contacts and spray them with a suitable commercial product.
- Check the bulb and if necessary replace it

Replacement: All navigation lights should be replaced when the lenses change colour or you notice any cracks on the casing or the crystal.



"Classic 20" Lights

The "Classic N20" series of navigation lights is designed and type-approved for vessels under 20m. Made of a special compound of ABS and polycarbonate with shatterproof acrylic lens, non-magnetic stainless steel electrical contacts and a nitrile water resistant seal to provide reliable long life.

Approved for vessels up to 20m by:

R.I.N.A	DOT	EEP	DGMM	DOT	DOT	SN	NMD
I	AUS.	GR	ES	UK	S.A.	F	N

Code	30501	30502	30503	30504	30505
Description	Starboard Green 112,5°	Port Red 112,5°	Stern White 135°	Masthead White 225°	Bi-colour 225°
Housing	Black				

SPARE BULBS FOR NAVIGATION & SIGNAL LIGHTS 20m

For use in 12V system

Blister Bulb
12V/25W
BAY15D, C81
Code...30570



Bulb
12V/25W
BAY15D, C81
Code...00438

For use in 24V system

Blister Bulb
24V/25W
BAY15D, CC81
Code...30580



Bulb
24V/25W
BAY15D, CC81
Code...00439



Bulb 12V, LED, T25 BAY15D, cool white - 36 LEDs
Code...71230

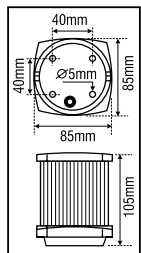
Code	30511	30512	30513	30514	30515
Description	Starboard Green 112,5°	Port Red 112,5°	Stern White 135°	Masthead White 225°	Bi-colour 225°
Housing	White				



Code	30521	30522	30523	30543	30404
Description	Signal Green 360°	Signal Red 360°	Signal White 360°	Signal White 360°	Tricolour 360°
Housing	Black		White		

"Classic 20" Lights

This maxi series of "Classic S20" lights is designed and type-approved for vessels under 20m. Made of a special compound of ABS and polycarbonate with shatterproof acrylic lens, non-magnetic stainless steel electrical contacts and a nitrile water resistant seal to provide reliable long life.

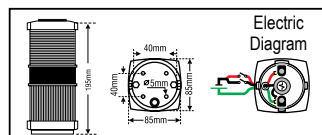


Tri Colour & Anchor light

The tri-colour and white navigation light features an improved bulb holder, simplified wiring installation and compact two-pieces design.

1. Made of a special compound of ABS and Polycarbonate
2. Non magnetic stainless steel electric contacts
3. One compact product (only 2 pcs.)
4. Higher light distribution
5. Easier and more effective electric connection
6. Improved (stable) lamp holders
7. Protection against electrolysis

Code.....30415



To change the bulb follow the instructions as indicated in the pictures.










Unscrew the casing by turning it anti-clockwise



Pull the casing and change the bulbs needed



Place the casing by matching the lugs to the relevant slots and turning clockwise

	Bulb Code	Volt-Watt	Dimensions (mm)	Base Type						Filament Types						
				BA9S	SV8.5-8	E 10	BA15D	BA15S	BAY15D	C-2R	C-6	C-6U	C-81	CC-81		
	00438	12V 25W	15 x 65													
	30570*	25W														
	00439	24V 25W	25 x 67													
	30580*	25W														
	02126	24V 10W	25 x 67													
	31358*	10W														
	00440	12V 10W	15 x 65													
	30590*	10W														
	00386	12V -10W 41mm	11 x 41													
	30600*	41mm														
	00568	12V -10W 38mm	11 x 38													
	30610*	38mm														
	01726	12V -5W 38mm														
	01726	38mm														
	01113	6V 3W	9 x 28													
	30890*	3W														
	00757	4,8V 3,6W														
	30650*	3,6W														
	00453	1,1V - 0,33W	9,5 x 23													
	30640*	0,33W														
	00420	12V 10W	15 x 34													
	30630*	10W														
	01184	12V 5W	10 x 29													
	30940*	5W														









HALOGEN BULBS


Code	Volt-Watt	Dimensions	Base Type	Filament Types
00377	12V 20W	9 x 30mm	BA9S	C - 60
30620*	20W			


Code	Volt-Watt	Dimensions	Base Type	Filament Types
02020	12V 20W	Ø 50mm	G 5.3	MR16/C

*Blister

LED

	Code	LED / SMD	Colour	Volt - Lumen	Dimensions (mm)	BASE TYPE					
						BA9S	SV8.5-8	BA15S	BAY15D	G4	W2,1X9,2d
	71227	8 SMD (2x4)	Cool White	12V - 60	11 x 39						
	71228	18 LED		12V - 90	15 x 39						
	71229	4 SMD + 1 LED		12V - 37,5	9,2 x 29,5						
	71230	36 LED		12V - 270	15 x 52,5						
	71231	21 LED		12V - 157,5	40 x 30 x 8,2						
	71232	4 LED PIRANHA		12V - 30	37 x 25 x 8,2						
	71233	4 SMD + 1 LED		12V - 37,5	9 x 25,5						
	71234	4 LED		12V - 30	11 x 41						

	Code	LED	Colour	Volt - Lumen	Dimensions	Base Tupe	Filament Types
	71225	20	Cool White	12V - 150	Ø 50mm 48mm	G 5.3	MR16/C

	Code	SMD	Colour	Volt - Lumen	Dimensions	Base Tupe	Filament Types
	71226	12	Cool White	12V - 90	Ø 35mm 38,5mm	G 4	MR11

LALIZAS



B2B

www.lalizasb2b.com



LALIZAS SA, being in line with the spirit of pioneering, has adopted in its operation another innovation in the shipping market. Taking advantage of the most modern resources of Internet technology, LALIZAS SA created an electronic platform www.lalizasb2b.com, a highly functional online service, which aims exclusively at professional associates.

Through LALIZAS B2B (Business to Business) you can:

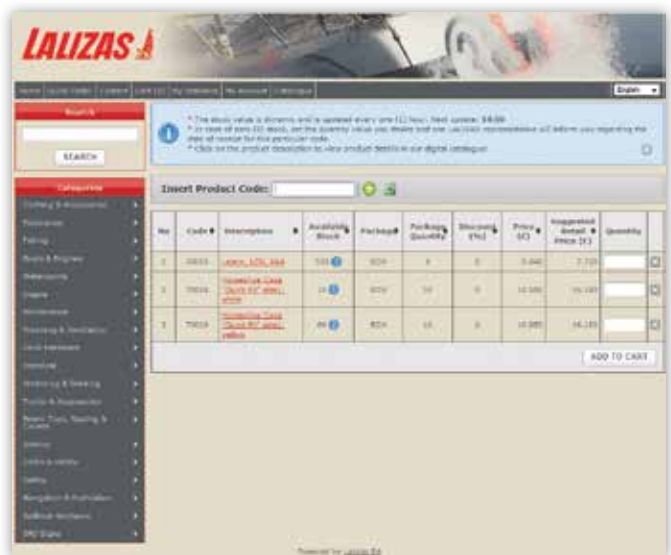
1. Place orders online

There are 3 ways to place an order:

- Quick Order, by directly typing the product codes you need
- Through .CSV file, by uploading a file with the item codes and quantities, if you want to place a large order
- Regular Order, by browsing the categories and selecting the products you want

2. Have real-time availability and prices, 24/7, for all our products

All information on prices and product availability are updated every one hour. This ensures you always have the most up to date information about our products.



No.	Warehouse	Date	Item Code	Value	Paid	Balance	Status
1	1831109	11-09-2012	25-11-2012	12,988.76	0.00	12,988.76	Backorder
2	1831109	01-10-2012	15-10-2012	188.21	0.00	188.21	Backorder
3	1831109	05-10-2012	20-10-2012	25,140.24	0.00	25,140.24	Backorder
4	1831109	12-09-2012	12-09-2012	22,348.93	22,348.93	0.00	OK
5	1831109	01-09-2012	01-09-2012	12,747.44	12,747.44	0.00	OK
6	1831109	19-07-2012	17-08-2012	32,222.18	32,222.18	0.00	OK
7	1831109	19-07-2012	19-08-2012	199.20	199.20	0.00	OK
8	1831109	09-07-2012	12-09-2012	12,802.22	12,802.22	0.00	OK
9	1831109	25-06-2012	15-07-2012	12,029.60	12,029.60	0.00	OK
10	1831109	19-06-2012	18-07-2012	76,457.46	76,457.46	0.00	OK
11	1831109	13-06-2012	13-07-2012	171.36	171.36	0.00	OK
12	1831109	01-06-2012	19-07-2012	18,021.22	18,021.22	0.00	OK
13	1831109	29-05-2012	28-06-2012	289.40	289.40	0.00	OK
14	1831109	18-05-2012	17-06-2012	2,822.00	2,822.00	0.00	OK
15	1831109	11-05-2012	10-06-2012	11,871.28	11,871.28	0.00	OK
16	1831109	12-05-2012	12-06-2012	18,469.20	18,469.20	0.00	OK
17	1831109	27-04-2012	27-05-2012	31.87	31.87	0.00	OK
18	1831109	11-04-2012	10-05-2012	6,812.76	6,812.76	0.00	OK
19	1831109	04-04-2012	03-05-2012	56,121.76	56,121.76	0.00	OK
20	1831109	03-04-2012	03-05-2012	554.44	554.44	0.00	OK
21	1831109	18-03-2012	18-03-2012	6,912.41	6,912.41	0.00	OK
22	1831109	09-02-2012	07-03-2012	1,122.66	1,122.66	0.00	OK
23	1831109	17-02-2012	17-02-2012	2,297.24	2,297.24	0.00	OK
24	1831109	09-01-2012	09-01-2012	4,709.26	4,709.26	0.00	OK
25	1831109	12-01-2012	12-01-2012	9,230.89	9,230.89	0.00	OK
26	1831109	11-01-2012	11-01-2012	22,968.21	22,968.21	0.00	OK

3. Have access to all the documentation of your transactions

- a. Invoice
- b. Packing List
- c. Dispatch Document

After you place an order, all relevant documentation is posted in the B2B, so you can easily download it to your computer.

4. Keep track of your order

- a. Approved: Your order is approved and transferred in the SAP
- b. Picking: your order in the picking process
- c. Backorder: these are all the product codes that are not available and are pending

The B2B is connected to the ERP system of LALIZAS SA, called SAP. This means that you can be informed immediately of the status of your order and the date of dispatch.

No.	Code	Description	Quantity	Value	Customer Order Number	Status	Balance
24	11205	Perforated paper 100gsm 20x25cm	75	105.00	1831109	Backorder	105.00
25	11207	Perforated paper 100gsm 20x25cm	100	140.00	1831109	Backorder	140.00
26	11208	Perforated paper 100gsm 20x25cm	25	35.00	1831109	Backorder	35.00
27	11209	Perforated paper 100gsm 20x25cm	25	35.00	1831109	Backorder	35.00
28	11210	Perforated paper 100gsm 20x25cm	25	35.00	1831109	Backorder	35.00
29	11211	Perforated paper 100gsm 20x25cm	25	35.00	1831109	Backorder	35.00
30	11212	Perforated paper 100gsm 20x25cm	25	35.00	1831109	Backorder	35.00
31	11213	Perforated paper 100gsm 20x25cm	25	35.00	1831109	Backorder	35.00
32	11214	Perforated paper 100gsm 20x25cm	25	35.00	1831109	Backorder	35.00
33	11215	Perforated paper 100gsm 20x25cm	25	35.00	1831109	Backorder	35.00
34	11216	Perforated paper 100gsm 20x25cm	25	35.00	1831109	Backorder	35.00
35	11217	Perforated paper 100gsm 20x25cm	25	35.00	1831109	Backorder	35.00
36	11218	Perforated paper 100gsm 20x25cm	25	35.00	1831109	Backorder	35.00
37	11219	Perforated paper 100gsm 20x25cm	25	35.00	1831109	Backorder	35.00
38	11220	Perforated paper 100gsm 20x25cm	25	35.00	1831109	Backorder	35.00
39	11221	Perforated paper 100gsm 20x25cm	25	35.00	1831109	Backorder	35.00
40	11222	Perforated paper 100gsm 20x25cm	25	35.00	1831109	Backorder	35.00
41	11223	Perforated paper 100gsm 20x25cm	25	35.00	1831109	Backorder	35.00
42	11224	Perforated paper 100gsm 20x25cm	25	35.00	1831109	Backorder	35.00
43	11225	Perforated paper 100gsm 20x25cm	25	35.00	1831109	Backorder	35.00
44	11226	Perforated paper 100gsm 20x25cm	25	35.00	1831109	Backorder	35.00

LALIZAS

Home | Order Status | Contact | Log Out | My Account | My Account | Log Out

SEARCH

Log In

Username:

Password:

Log In

5. Be informed about the product availability dates

For products that are not available at the time you place an order and the products you have ordered and are pending, the B2B informs you about the date the goods will be available.

6. Have immediate access to the statistical data of your account

- You can be informed about:
- a. The balance of your account
 - b. All your orders, grouped by item code or order

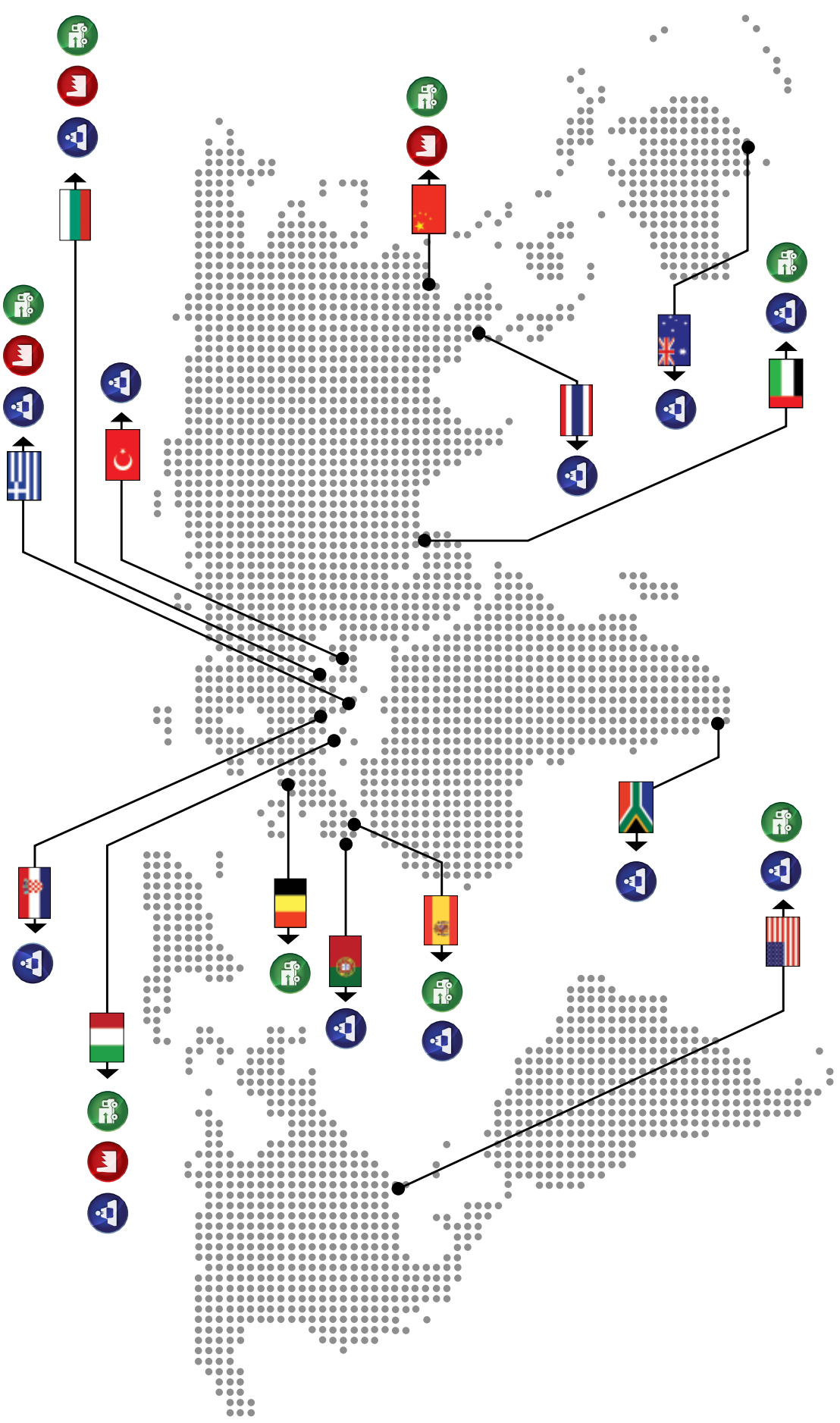
All of the above serve as a common denominator for an efficient operation that saves you valuable time and unnecessary communication and management costs.

LOGISTICS CENTERS



TOTAL: 36.000m²

GREECE Piraeus	BELGIUM Amversa	CHINA Xiamen	ITALY Busalla	MIDDLE EAST Dubai	SPAIN Cadiz	USA Sarasota	BULGARIA Pernik
							



LOGISTICS CENTERS



MANUFACTURING FACILITIES



DISTRIBUTION CENTERS



LALIZAS 
Simply life saving

LALIZAS 

Simply life saving

LALIZAS Hellas

3 Gounari, Piraeus P.C.18531

Tel.: +30 210 4226274

Fax: +30 210 4226273

E-mail: info@lalizas.com

www.lalizas.com